

REPORT OF AUDIT
NORTHWEST TECHNOLOGY CENTER #V-10
ALVA - WOODS COUNTY - OKLAHOMA
JULY 1, 2019 TO JUNE 30, 2020

NORTHWEST TECHNOLOGY CENTER #V-10

Table of Contents

| | <u>Page</u> |
|---|-------------|
| SCHOOL DISTRICT OFFICIALS | |
| INDEPENDENT AUDITOR'S REPORT | 1 - 2 |
| REQUIRED SUPPLEMENTARY INFORMATION | |
| Management's Discussion and Analysis (Unaudited) | 3 - 9 |
| BASIC FINANCIAL STATEMENTS | |
| <i>Government-wide Financial Statements</i> | |
| Statement of Net Position | 10 |
| Statement of Activities | 11 |
| <i>Fund Financial Statements - Governmental Funds</i> | |
| Balance Sheet - Governmental Funds | 12 |
| Statement of Revenues, Expenditures and Changes in Fund Balances-Governmental Funds | 13 |
| Reconciliation of Statement of Revenues, Expenditures and Changes Fund Balances to Statement of Activities | 14 |
| Notes to Financial Statements | 15 - 32 |
| REQUIRED SUPPLEMENTARY INFORMATION | |
| Budgetary Comparison Schedule - General Fund (Unaudited) | 33 |
| Budgetary Comparison Schedule - Building Fund (Unaudited) | 34 |
| Schedule of District's Proportionate Share of Net Pension Liability (Unaudited) Teachers' Retirement Plan | 35 |
| Schedule of District's Contributions (Unaudited) - Teachers' Retirement Plan | 36 |
| Schedule of District's Proportionate Share of Net OBEI Liability (Asset) (Unaudited) | 37 |
| Schedule of District's Contributions (Unaudited) - OPEB | 38 |
| Notes to Required Supplementary Information | 39 |
| OTHER SUPPLEMENTARY INFORMATION | |
| Schedule of Expenditures of Federal Awards | 40 |
| Notes to Schedule of Expenditures of Federal Awards | 41 |
| Schedule of Student Financial Assistance | 42 |
| SINGLE AUDIT | |
| Independent Auditor's Report on Compliance and on Internal Control Over Financial Reporting Based on an Audit of Financial Statements Performed in Accordance with <i>Government Auditing Standards</i> | 43 - 44 |
| Disposition of Prior Year Findings | 45 |
| Schedule of Findings | 46 |
| Prior Year Audit Exceptions and Recommendations | 47 |
| OTHER INFORMATION | |
| Combining Statement of Changes in Assets and Liabilities - Regulatory Basis - Fiduciary Funds - Alva Campus | 48 |
| Combining Statement of Assets, Liabilities and Fund Equity - Regulatory Basis - Fiduciary Funds - Alva Campus | 49 |
| Combining Statement of Changes in Assets and Liabilities - Regulatory Basis - Fiduciary Funds - Fairview Campus | 50 |
| Combining Statement of Assets, Liabilities and Fund Equity - Regulatory Basis - Fiduciary Funds - Fairview Campus | 51 |
| Notes to Other Supplementary Information | 52 - 53 |
| Schedule of Accountants' Professional Liability Insurance Affidavit | 54 |

NORTHWEST TECHNOLOGY CENTER #V-10
ALVA - WOODS COUNTY - OKLAHOMA
JULY 1, 2019 TO JUNE 30, 2020

OFFICERS

STANLEY KLINE

PRESIDENT

ELDEN EDENFIELD

VICE-PRESIDENT

RANDY REED

CLERK

TERRY RYEL

MEMBER

LARY WEEKS

MEMBER

DAVID MANNING, County Treasurer

TREASURER

GINA KENDRICK

CHIEF FINANCIAL OFFICER

JEREMY EATON

ASST. SUPERINTENDENT

COLT SHAW

ASST. SUPERINTENDENT

DAREN SLATER

SUPERINTENDENT

AUDIT BY

PATRICK W. CARROLL
CERTIFIED PUBLIC ACCOUNTANT

CERTIFICATE #4081

Chas. W. Carroll, P.A.

302 N. Independence
Independence Tower - Suite 103
Enid, Oklahoma 73701

Phone 580-234-5468
Fax 580-234-5425

INDEPENDENT AUDITOR'S REPORT

The Honorable Board of Education
Northwest Technology Center #V-10
Woods County, Oklahoma

Report on Financial Statements

I have audited the accompanying financial statements of the governmental activities, each major fund and the aggregate remaining fund information of the Northwest Technology Center #V-10, Woods County, Oklahoma, as of and for the year ended June 30, 2020, and the related notes to the financial statements, which collectively comprise the District's basic financial statements as listed in the table of contents.

Management's Responsibility for the Financial Statements

Management is responsible for the preparation and fair presentation of these financial statements in accordance with accounting principles generally accepted in the United States of America; this includes the design, implementation, and maintenance of internal control relevant to the preparation and fair presentation of financial statements that are free from material misstatement, whether due to fraud or error.

Auditor's Responsibility

My responsibility is to express opinions on these financial statements based on my audit. I conducted my audit in accordance with auditing standards generally accepted in the United States of America and the standards applicable to financial audits contained in *Government Auditing Standards*, issued by the Comptroller General of the United States. Those standards require that I plan and perform the audit to obtain reasonable assurance about whether the financial statements are free from material misstatement.

An audit involves performing procedures to obtain audit evidence about the amounts and disclosures in the financial statements. The procedures selected depend on the auditor's judgment, including the assessment of the risks of material misstatement of the financial statements, whether due to fraud or error. In making those risk assessments, the auditor considers internal control relevant to the entity's preparation and fair presentation of the financial statements in order to design audit procedures that are appropriate in the circumstances, but not for the purpose of expressing an opinion on the effectiveness of the entity's internal control. Accordingly, I express no such opinion. An audit also includes evaluating the appropriateness of accounting policies used and the reasonableness of significant accounting estimates made by management, as well as evaluating the overall presentation of the financial statements.

I believe that the audit evidence I have obtained is sufficient and appropriate to provide a basis for my audit opinions.

Opinions

In my opinion, the financial statements referred to above present fairly, in all material respects, the respective financial position of the governmental activities, each major fund, and the aggregate remaining fund information of the District, as of June 30, 2020, and the respective changes in financial position for year then ended in accordance with accounting principles generally accepted in the United States of America.

Other Matters

Required Supplementary Information

Accounting principles generally accepted in the United States of America require that the management's discussion and analysis and budgetary comparison information on pages 3-9 and 33-34 be presented to supplement the basic financial statements. Such information, although not a part of the basic financial statements, is required by the Governmental Accounting Standards Board, who considers it to be an essential part of financial reporting for placing the basic financial statements in an appropriate operational, economic, or historical context. I have applied certain limited procedures to the required supplementary information in accordance with auditing standards generally accepted in the United States of America, which consisted of inquiries of management about the methods of preparing the information and comparing the information for consistency with management's responses to my inquiries, the basic financial statements, and other knowledge I obtained during my audit of the basic financial statements. I do not express an opinion or provide any assurance on the information because the limited procedures do not provide me with sufficient evidence to express an opinion or provide any assurance.

Other Information

My audit was conducted for the purpose of forming opinions on the financial statements that collectively comprise the District's basic financial statements. The introductory section, combining and individual nonmajor fund financial statements, and statistical section, are presented for purposes of additional analysis and are not a required part of the basic financial statements. The schedule of expenditures of federal awards is presented for purposes of additional analysis as required by Title 2 U.S. *Code of Federal Regulations* (CFR) Part 200, *Uniform Administrative Requirements, Cost Principles, and Audit Requirements for Federal Awards*, and is also not a required part of the basic financial statements.

The schedule of expenditures of federal awards and combining and individual nonmajor fund financial statements are the responsibility of management and were derived from and relate directly to the underlying accounting and other records used to prepare financial statements. Such information has been subjected to the auditing procedures applied in the audit of the basic financial statements and certain additional procedures, including comparing and reconciling such information directly to the underlying accounting and other records used to prepare the basic financial statements or to the basic financial statements themselves, and other additional procedures in accordance with auditing standards generally accepted in the United States of America. In my opinion, the combining and individual nonmajor fund financial statements and the schedule of expenditures of federal awards are fairly stated, in all material respects, in relation to the basic financial statements as a whole.

The introductory and statistical sections have not been subjected to the auditing procedures applied in the audit of the basic financial statements and, accordingly I do not express an opinion or provide any assurance on them.

Other Reporting Required by Government Auditing Standards

In accordance with *Government Auditing Standards*, I have also issued my report dated February 22, 2021 on my consideration of the District's internal control over financial reporting and on my tests of its compliance with certain provisions of laws, regulations, contracts, and grant agreements, and other matters. The purpose of that report is to describe the scope of my testing of internal control over financial reporting and compliance and the results of that testing, and not to provide an opinion on the internal control over financial reporting or on compliance. That report is an integral part of an audit performed in accordance with *Government Auditing Standards* and should be considered in assessing the results of my audit.



Chas. W. Carroll, P.A.
February 22, 2021

**NORTHWEST TECHNOLOGY CENTER #V-10
MANAGEMENT'S DISCUSSION AND ANALYSIS (UNAUDITED)
JUNE 30, 2020**

Our discussion and analysis of the Northwest Technology Center, School District #V-10's, performance provides an overview of the School District's financial activities for the year ended June 30, 2020. Please read it in conjunction with the District's financial statements, which immediately follows this section.

USING THIS ANNUAL REPORT

This annual report consists of a series of financial statements. The Statement of Net Position and the Statement of Activities provide information about the activities of the School District as a whole and present a longer-term view of the School District's finances. Fund financial statements report the School District's operations in more detail than the government-wide statements by providing information about the School District's most significant funds. For governmental activities, the fund statements tell how these services were financed in the short term as well as what remains for future spending.

Northwest Technology Center (the District)

The District is a part of the public *CareerTech* system of Oklahoma, under the direction and control of the Oklahoma State Board of Career and Technology Education. The District has two campuses – Alva and Fairview. The District serves eight public school districts, including Aline-Cleo, Alva, Canton, Cherokee (joined FY 2012), Fairview, Freedom Ringwood and Waynoka. The District encompasses all of Woods County plus parts of Alfalfa, Blaine, Dewey, Harper, Major and Woodward counties.

The District has three basic areas or types of instruction:

Full-Time Programs – The District offers 16 full-time programs. These programs are designed to lead to industry certifications, licenses, employment, and/or continuing education.

Adult and Career Development – These classes are designed around specific curriculum and are designed to provide an introduction to or enhance knowledge of specific topics.

Business and Industry Services – This division strives to meet the training and development needs of business and industry including their safety training needs.

During fiscal year 2019-2020, the District served 221 students in full-time programs. There were 8,353 students served through industry specific, safety, training for existing industry and firefighter training and 1,694 adults in adult and career development classes.

FINANCIAL HIGHLIGHTS

The District's financial status improved from the last year. Total net position increased 20 percent. This increase is primarily due to increase in revenue and decrease in expenses.

- Overall revenues were \$9.9 million and overall expenses were \$7.6 million
- The District decreased its outstanding long-term debt \$582,000.

**NORTHWEST TECHNOLOGY CENTER #V-10
MANAGEMENT'S DISCUSSION AND ANALYSIS (UNAUDITED)
JUNE 30, 2020**

- The District's share of the cost sharing retirement plan net pension obligation increased long-term liabilities \$0.11 million.

Reporting the School District as a Whole

The Statement of Net Position and the Statement of Activities

One of the most important questions asked about the School District's finances is, "Is the School District as a whole better off or worse off as a result of the year's activities?" The Statement of Net Position and the Statement of Activities report information about the School District as a whole and about its activities in a way that helps answer this question. These statements include *all* assets and liabilities using the accrual basis of accounting, which is similar to the accounting used by most private-sector companies. All of the current year's revenues and expenses are taken into account regardless of when cash is received or paid.

These two statements report the School District's net position and changes in them. You can think of the School District's net position – the difference between assets and liabilities – as one way to measure the School District's financial health, or financial position. Over time, increases or decreases in the School District's net position are an indicator of whether its financial health is improving or deteriorating.

In the Statement of Net Position and the Statement of Activities, we report the following:

Governmental activities – The School District's basic services are reported here, including the educational activities for daytime high school and adults, short term training for adults, services and training for business and industry, and general administration. Also, the School District charges a fee to customers to help defray expenses involved in providing the services for Bookstore activities.

Reporting the School District's Most Significant Funds

Fund Financial Statements

Some funds are required to be established by State law and by bond covenants. All of the School District's basic services are reported in governmental funds, which focus on how money flows into and out of those funds and the balances left at year-end that are available for spending. These funds are reported using an accounting method called modified accrual accounting, which measures cash and all other financial assets that can readily be converted to cash. The governmental fund statements provide a detailed short-term view of the School District's general operations and the basic services it provides. Governmental fund information helps you determine whether there are more or fewer financial resources that can be spent in the near future to finance the School District's programs. We describe the relationship (or differences) between governmental activities (reported in the Statement of Net Position and the Statement of Activities) and governmental funds in reconciliation at the bottom of the fund financial statements.

**NORTHWEST TECHNOLOGY CENTER #V-10
MANAGEMENT'S DISCUSSION AND ANALYSIS (UNAUDITED)
JUNE 30, 2020**

The financial statements also include notes that explain some of the information in the statements and provide more detailed data. The statements are followed by a section of required and other supplementary information that further explains and supports the financial statements with a comparison of the District's budget for the year.

THE SCHOOL DISTRICT AS A WHOLE

| | <u>2019</u> | <u>2020</u> |
|---|----------------------|----------------------|
| Current and Other Assets | \$ 8,411,255 | \$ 10,372,439 |
| Capital Assets | <u>10,153,671</u> | <u>9,675,400</u> |
| Total Assets | <u>\$ 18,564,926</u> | <u>\$ 20,047,839</u> |
| Deferred Outflows of Resources | <u>842,094</u> | <u>894,599</u> |
| Long-term Liabilities | \$ 1,595,269 | \$ 960,522 |
| Other Liabilities | 627,756 | 631,887 |
| Net Pension Liability | <u>5,020,342</u> | <u>5,131,343</u> |
| Total Liabilities | <u>\$ 7,243,367</u> | <u>\$ 6,723,752</u> |
| Deferred Inflows of Resources | <u>717,075</u> | <u>470,531</u> |
| Net Position | | |
| Invested in capital assets, net of debt | \$ 8,373,321 | \$ 8,477,134 |
| Restricted | 3,308,626 | 4,046,403 |
| Unrestricted | <u>(235,369)</u> | <u>1,224,618</u> |
| Total Net Position | <u>\$ 11,446,578</u> | <u>\$ 13,748,155</u> |

Net Position. The District's combined net assets, were more on June 30, 2020, than the year before – increasing by 20% from \$11.5 million to \$13.7 million. Most of this increase is mainly due to the increase in cash. The decrease in noncurrent liabilities is primarily due to debt repayment.

For the years ended June 30, 2020 and 2019, net position changed as follows:

**NORTHWEST TECHNOLOGY CENTER #V-10
MANAGEMENT'S DISCUSSION AND ANALYSIS (UNAUDITED)
JUNE 30, 2020**

| | <u>2019</u> | <u>2020</u> | <u>Percent</u> |
|-------------------------------------|----------------------|----------------------|----------------|
| Beginning net position | \$ 9,696,378 | 11,446,576 | <u>Change</u> |
| Revenues | | | |
| Program revenues | | | |
| Charges for services | 336,699 | 280,152 | |
| Operating Grants /contributions | 377,426 | 388,773 | |
| General revenues | | | |
| Property taxes | 6,282,879 | 6,653,604 | |
| Federal and State grants | 2,267,644 | 2,404,259 | |
| (Loss) Gain from disposals | 9,903 | (3,921) | |
| Investment earnings | 113,956 | 159,340 | |
| Other Revenue | <u>14,793</u> | <u>22,484</u> | |
| Total revenues | <u>\$ 9,403,300</u> | <u>\$ 9,904,691</u> | <u>5.33%</u> |
| Expenses | | | |
| Program expenses | | | |
| Instruction | \$ 2,931,034 | \$ 3,239,751 | |
| Support services | 3,685,085 | 3,606,854 | |
| Non-instruction | 458,356 | 164,215 | |
| Interest on long-term debt | 35,708 | 25,213 | |
| Depreciation-unallocated | <u>542,919</u> | <u>567,079</u> | |
| Total expenses | <u>\$ 7,653,102</u> | <u>\$ 7,603,112</u> | <u>-0.65%</u> |
| Increase (Decrease) in net position | <u>1,750,198</u> | <u>2,301,579</u> | <u>31.50%</u> |
| Ending net position | <u>\$ 11,446,576</u> | <u>\$ 13,748,155</u> | <u>20.11%</u> |

Changes in Net Position. The District's total revenues increased 5 percent. Property taxes accounted for most of the increase. Property taxes accounted for 67 percent of the District's collections. Another 2.8 percent came from tuition and fees.

Total revenues surpassed expenses, increasing net position \$.2.3 over the past year.

The District's total expenditures decreased by 0.65 percent to \$7.6- million. The District's expenses are primarily related to education, training and support of students and business clients.

Governmental Activities

To aid in the understanding of the Statement of Activities some additional explanation is provided. Of particular interest is the format that is significantly different than a typical Statement of Revenues, Expenses, and Changes in Fund Balance. You will notice that expenses are listed in the first column with revenues from that particular program reported to the right. The result is a Net (Expense)/Revenue. The reason for this kind of format is to highlight the relative financial burden of each of the functions on the School District's taxpayers. It also identifies how much each function draws from the general revenues or if it is self-financing through fees and grants. Some of the individual line item revenues reported for each function are:

District Sources of Revenue:

NORTHWEST TECHNOLOGY CENTER #V-10
MANAGEMENT'S DISCUSSION AND ANALYSIS (UNAUDITED)
JUNE 30, 2020

| | |
|--------------------------|--|
| Ad Valorem property tax | Taxes for current year and prior years, revenue in lieu of taxes |
| Interest | Interest earning of investments and taxes |
| Tuition and Fees | Tuition and fees for Full-time adult classes, Short-term adult classes, Safety Training, Industry Specific, Assessment and Health Certification |
| Local Sources | Local grants, district contracts, rental of school facilities and property, sale of surplus equipment, bookstore revenue, reimbursement for insurance loss recoveries, damages to school property, and rebates,. |
| State Revenue | Formula operation, Existing Industry Initiative, training for industry programs, Safety Training, Welfare to Work, and Firefighter Training. |
| Federal Revenue - Grants | TANF Grant and Carl Perkins Grants |
| Federal Revenue | - PELL Grants |

THE SCHOOL DISTRICT'S FUNDS

The following schedule presents a summary of general, special revenue (building fund), other governmental fund (activity fund), and expenditures for the fiscal year ended June 30, 2020 and 2019.

| Revenues: | 2019 | | 2020 | |
|-----------------------|----------------------------|-------------------------|----------------------------|-------------------------|
| | <u>Amount</u> | <u>Percent of Total</u> | <u>Amount</u> | <u>Percent of Total</u> |
| Property Taxes | \$ 5,936,041 | 66.71% | \$ 6,121,924 | 67.20% |
| Interest | 113,956 | 1.28% | 159,340 | 1.75% |
| Tuition and Fees | 229,691 | 2.58% | 204,970 | 2.25% |
| State Revenue | 1,802,252 | 20.25% | 1,924,440 | 21.12% |
| Federal Sources | 397,765 | 4.47% | 356,751 | 3.92% |
| Miscellaneous | <u>418,285</u> | 4.70% | <u>343,038</u> | 3.77% |
| Total Revenues | <u>\$ 8,897,990</u> | <u>100%</u> | <u>\$ 9,110,463</u> | <u>100%</u> |

Expenditures

| | |
|----------------------------|--|
| Instruction | Expenditures for direct classroom activities |
| Support Services | Expenditures for administrative, technical and logistical support to facilitate and enhance education. |
| Non-Instructional Services | Activities concerned with providing non-instructional services to students, staff, or community. |

**NORTHWEST TECHNOLOGY CENTER #V-10
MANAGEMENT'S DISCUSSION AND ANALYSIS (UNAUDITED)
JUNE 30, 2020**

Facilities

Activities involved with the acquisition of land buildings; remodeling buildings; the construction of buildings and additions to buildings; initial installation or extension of service systems and other built-in equipment; improvements to sites; and equipment. These expenditures are included below in capital outlay and debt service.

| | 2019 | Percent | 2020 | Percent |
|---------------------------------|----------------------------|------------------------|----------------------------|------------------------|
| Expenditures: | <u>Amount</u> | <u>of Total</u> | <u>Amount</u> | <u>of Total</u> |
| Instruction | 3,493,810 | 41.91% | 3,186,399 | 41.53% |
| Support Services | 3,639,802 | 43.67% | 3,596,924 | 46.88% |
| Capital Outlay and Debt Service | 1,086,122 | 13.03% | 719,388 | 9.38% |
| Other Outlays | <u>77,492</u> | <u>0.93%</u> | <u>140,831</u> | <u>1.84%</u> |
| Total Expenditures | <u>\$ 8,335,671</u> | <u>100.00%</u> | <u>\$ 7,672,500</u> | <u>100.00%</u> |

GENERAL FUND BUDGETARY HIGHLIGHTS

The District was able to have a \$4.63 million general fund budgetary balance at the end of the fiscal year.

No amendments were filed to the budget for the year.

CAPITAL ASSETS

At the end of June 30, 2020, the School District had \$15.08 million invested in capital assets (see table below). This represents a net increase of \$30,293 or 0.2 percent, over the previous fiscal year.

| | 2020 | 2019 |
|----------------------------|-----------------------------|-----------------------------|
| Land | \$ 183,860 | \$ 183,860 |
| Construction in Progress | - | - |
| Buildings and Improvements | 11,954,728 | 11,939,415 |
| Equipment & Autos | <u>2,943,696</u> | <u>2,928,716</u> |
| TOTALS | <u>\$ 15,082,284</u> | <u>\$ 15,051,991</u> |

See Note 7 for additional information on capital assets.

LONG-TERM LIABILITIES

Equipment Lease/Purchase Agreements

**NORTHWEST TECHNOLOGY CENTER #V-10
MANAGEMENT'S DISCUSSION AND ANALYSIS (UNAUDITED)
JUNE 30, 2020**

On August 12, 2014, the District entered in a equipment lease/purchase agreement with Woods County Industrial Development Authority (the Authority). The agreement called for the Authority to issue \$4,000,000 in lease/purchase funds. The proceeds were used to partially fund the construction additions on the Fairview and Alva Campus.

By the terms of the agreement, the lease payments are guaranteed with the District's ad valorem collections. The payment is \$616,623.18 per year for seven (7) years. The amount of the capitalized lease at June 30, 2020 was \$1,198,266.

See Note 3 for additional information on long-term liabilities.

Net Pension Liability

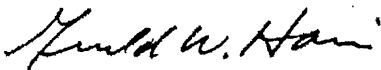
The District's share of the Teachers' Retirement System's net pension liability as of June 30, 2020 was \$5,131,343. This was an increase of \$0.07 million from the prior year (2019). See Note 4 for additional information on the net pension liability.

ECONOMIC FACTORS

The District continues to face the effects of the outbreak of the coronavirus disease ("COVID-19"). The District's operations are heavily dependent on the ability to collect property taxes and state aid. Additionally, access to grants and contracts from federal and state government may decrease or may not be available. The outbreak may continue to have a material adverse impact on economic conditions. At this time, management cannot predict the impact of the COVID-19 pandemic, but management continues to monitor the situation, to assess further possible implications to operations and to take actions in an effort to mitigate adverse consequences.

CONTACTING THE SCHOOL DISTRICT'S FINANCIAL MANAGEMENT

This financial report is designed to provide our citizens, taxpayers, customers, and creditors with a general overview of Northwest Technology Center's financial position to show accountability for the money it receives. If you have questions about this report or need additional financial information, contact the Superintendent's Office at Northwest Technology Center, 1801 Eleventh Street, Alva, OK 73717.



Dr. Gerald W. Harris, Superintendent



Gina Kendrick, Business Manager

NORTHWEST TECHNOLOGY CENTER #V-10
STATEMENT OF NET POSITION
JUNE 30, 2020

| | <u>Governmental Activities</u> |
|--|------------------------------------|
| ASSETS | |
| Cash and cash investments | \$ 8,298,692 |
| Property taxes receivable (net) | 1,869,713 |
| Due from other governments | 137,925 |
| Other receivables | 23,189 |
| Nondepreciated capital assets | 183,860 |
| Depreciated capital assets, net of depreciation | 9,491,540 |
| Net OPEB Asset | <u>42,920</u> |
| Total assets | <u>20,047,839</u> |
| DEFERRED OUTFLOWS OF RESOURCES | |
| Deferred outflows of resources related to pensions | <u>894,599</u> |
| LIABILITIES | |
| Accounts payable and other current liabilities | 11,645 |
| Accrued interest payable | 21,567 |
| Long-term obligations | |
| Due within one year | 598,675 |
| Due beyond one year | <u>6,091,865</u> |
| Total liabilities | <u>6,723,752</u> |
| DEFERRED INFLOWS OF RESOURCES | |
| Deferred inflows of resources related to pensions | <u>470,531</u> |
| NET POSITION | |
| Net Investment in capital assets | 8,477,134 |
| Restricted for: | |
| Buildings | 4,036,584 |
| School organizations | 9,819 |
| Unrestricted | <u>1,224,618</u> |
| Total Net Position | <u><u>\$ 13,748,155</u></u> |

**NORTHWEST TECHNOLOGY CENTER #V-10
STATEMENT OF ACTIVITIES
YEAR ENDED JUNE 30, 2020**

| | Program Revenues | | Net (Expense) Revenue and Changes in Net position |
|--|-------------------------|--|--|
| | Charges for Services | Operating Grants and Contributions | |
| Functions/programs | Expenses | | Total Governmental Activities |
| Governmental activities: | | | |
| Instruction | \$ 3,239,751 | \$ 381,763 | \$ (2,630,313) |
| Support services | 3,606,854 | - | (3,606,854) |
| Non-instruction services | 164,215 | 7,010 | (104,728) |
| Interest on long-term debt | 25,213 | - | (25,213) |
| Depreciation - unallocated | 567,079 | - | (567,079) |
| Total school district | <u>\$ 7,603,112</u> | <u>\$ 280,152</u> | <u>\$ (6,934,187)</u> |
| General revenues: | | | |
| Taxes | | | |
| Property taxes, levied for general purposes | | | 5,113,952 |
| Property taxes, levied for building purposes | | | 1,539,652 |
| Other taxes | | | 5,276 |
| State aid - formula grants | | | 2,184,262 |
| Federal aid - formula grants | | | 219,997 |
| Gain (loss) from asset disposal | | | (3,921) |
| Other revenue | | | 17,208 |
| Interest income | | | 159,340 |
| Total general revenues | | | <u>9,235,766</u> |
| Change in Net position | | | 2,301,579 |
| Net position, beginning of year, as restated | | | <u>11,446,576</u> |
| Net position, end of year | | | <u>\$ 13,748,155</u> |

NORTHWEST TECHNOLOGY CENTER #V-10
BALANCE SHEET - GOVERNMENTAL FUNDS
JUNE 30, 2020

| | General Fund | Building Fund | Other Governmental Fund Activity Fund | Totals Governmental Funds |
|---|---------------------|---------------------|---|---------------------------------|
| ASSETS | | | | |
| Cash | \$ 42,848 | \$ 5,425 | \$ 9,819 | \$ 58,092 |
| Investments | 4,628,000 | 3,612,600 | - | 8,240,600 |
| Property taxes receivable, net | 1,435,660 | 434,053 | - | 1,869,713 |
| Other receivables | 17,210 | - | - | 17,210 |
| Due from other governments | 137,831 | 6,073 | - | 143,904 |
| Total assets | \$ 6,261,549 | \$ 4,058,151 | \$ 9,819 | \$ 10,329,519 |
| LIABILITIES, DEFERRED INFLOWS OF RESOURCES, AND FUND BALANCES | | | | |
| Liabilities | | | | |
| Accounts payable and accrued liabilities | \$ 11,645 | - | - | 11,645 |
| Total liabilities | 11,645 | - | - | 11,645 |
| Deferred Inflows of resources: | | | | |
| Deferred property taxes | 1,412,883 | 427,219 | - | 1,840,102 |
| Total deferred inflows of resources | 1,412,883 | 427,219 | - | 1,840,102 |
| Fund balances | | | | |
| Restricted | - | 3,416,983 | - | 3,416,983 |
| Committed | - | - | 8,531 | 8,531 |
| Assigned | 4,670,848 | 213,949 | 1,288 | 4,886,085 |
| Unassigned | 166,173 | - | - | 166,173 |
| Fund balances, end of year | 4,837,021 | 3,630,932 | 9,819 | 8,477,772 |
| Total liabilities, deferred inflows of resources and fund balances | \$ 6,261,549 | \$ 4,058,151 | \$ 9,819 | |
| Amounts reported for governmental activities in the statement of net assets are different because: | | | | |
| Capital assets used in governmental activities are not financial resources and therefore are not reported as assets in governmental funds. The cost of the assets is \$15,082,284 and the accumulated depreciation is \$5,406,884 | | | | 9,675,400 |
| Property taxes receivable and other receivables will be collected after year-end, but are not available soon enough to pay for the current period's expenditures, and therefore are deferred in the funds | | | | 1,840,102 |
| Net OPEB asset is not a financial resource so is not reported in the funds | | | | 42,920 |
| Net pension obligation is not due and payable in the current period and, therefore is not reported in the funds | | | | (5,131,343) |
| Deferred outflows and inflows of resources related to pensions are applicable to future periods and therefore, are not reported in the funds. This includes deferred outflows of \$894,599 and deferred inflows of \$470,531 | | | | 424,068 |
| Long-term liabilities, including capital leases, are not due and payable in the current period and therefore are not reported as liabilities in the funds. Long-term liabilities at year-end consist of: | | | | |
| Capital lease payable | | | \$ (1,198,266) | |
| Accrued interest | | | (21,567) | |
| Compensated absences | | | (360,931) | (1,580,764) |
| Total net assets - governmental activities | | | | \$ 13,748,155 |

**NORTHWEST TECHNOLOGY CENTER #V-10
STATEMENT OF REVENUES, EXPENDITURES, AND CHANGES IN FUND BALANCES - GOVERNMENTAL FUNDS
YEAR ENDED JUNE 30, 2020**

| | General Fund | Building Fund | Other Governmental Fund Activity Fund | Totals Governmental Funds |
|-----------------------------------|---------------------|---------------------|---------------------------------------|---------------------------|
| Revenues | | | | |
| Property taxes | \$ 4,708,819 | \$ 1,413,105 | \$ - | \$ 6,121,924 |
| Interest | 83,635 | 75,358 | 348 | 159,341 |
| Tuition and fees | 204,969 | - | - | 204,969 |
| State revenue | 1,923,138 | 1,302 | - | 1,924,440 |
| Federal revenue | 356,742 | 8 | - | 356,750 |
| Other | 99,399 | - | 243,640 | 343,039 |
| Total revenues | <u>7,376,702</u> | <u>1,489,773</u> | <u>243,988</u> | <u>9,110,463</u> |
| Expenditures | | | | |
| Current | | | | |
| Instruction | 2,942,628 | - | 243,771 | 3,186,399 |
| Support services | 3,435,217 | 161,707 | - | 3,596,924 |
| Non-instruction services | 28,958 | - | - | 28,958 |
| Capital outlay | 1,085 | 101,680 | - | 102,765 |
| Other outlays | 132,756 | 8,075 | - | 140,831 |
| Debt service | - | - | - | - |
| Interest paid | - | 34,539 | - | 34,539 |
| Principal retirement | - | 582,084 | - | 582,084 |
| Total expenditures | <u>6,540,644</u> | <u>888,085</u> | <u>243,771</u> | <u>7,672,500</u> |
| Net Change in Fund Balance | 836,058 | 601,688 | 217 | 1,437,963 |
| Beginning fund balance | 4,000,963 | 3,029,244 | 9,602 | 7,039,809 |
| Ending fund balance | <u>\$ 4,837,021</u> | <u>\$ 3,630,932</u> | <u>\$ 9,819</u> | <u>\$ 8,477,772</u> |

**NORTHWEST TECHNOLOGY CENTER #V-10
 RECONCILIATION OF STATEMENT OF REVENUES, EXPENDITURES, AND CHANGES IN FUND BALANCES - GOVERNMENTAL
 FUNDS TO STATEMENT OF ACTIVITIES
 YEAR ENDED JUNE 30, 2020**

The change in nets assets reported in the statement of activities is different because:

Capital outlays to purchase or build capital assets are reported in governmental funds as expenditures. However, for governmental activities those costs are shown in the statement allocated over their estimated useful lives as annual depreciation expenses in the statement of activities. This is the amount by which depreciation exceed capital outlays during the period.

| | | |
|----------------------|----|------------------|
| Capital Outlays | \$ | 92,730 |
| Depreciation Expense | | <u>(567,079)</u> |
| | | (474,349) |

Because the cost of capital assets acquired are reported in governmental funds as expenditures in the year of purchase, the proceeds from their

(3,921)

Because some property taxes will not be collected for several months after the District's fiscal year ends, they are not considered as "available"

531,654

In the statement of activities, compensated absences are measured by the amounts earned during the year. In the governmental funds, however, expenditures for these items are measured by the amount of financial resources used (essentially the amounts actually paid). This year, sick leave earned exceeded amounts used.

41,370

Governmental funds report district pension contributions as expenditures. However, the Statement of Activities reports the cost of pension benefits earned net of employee contributions as pension expense

(89,041)

Support for pension contributions from nonemployer contributing entities is not in a special funding situation does not provide current financial resources so are not recorded in governmental funds but are recorded as revenue in the statement of activities

266,493

The issuance of long-term debt provides current financial resources to governmental funds, while the

| | |
|------------------|-------|
| Accrued Interest | 9,326 |
|------------------|-------|

9,326

| | |
|----------------------------|----------------|
| Payments on Capital Leases | <u>582,084</u> |
|----------------------------|----------------|

591,410

Change in net position of governmental activities

| | | |
|--|-----------|------------------|
| | <u>\$</u> | <u>2,301,579</u> |
|--|-----------|------------------|

NOTES TO FINANCIAL STATEMENTS

NOTE 1 - SUMMARY OF SIGNIFICANT ACCOUNTING POLICIES

The Northwest Technology Center #V-10 (the District) is a corporate body for public purposes created under Title 70 of the Oklahoma Statutes and accordingly is a separate entity for operating and financial reporting purposes. The District is part of the public school system of Oklahoma under the general direction and control of the State Board of Education and is financially dependent on the State of Oklahoma for support. The general operating authority for the public school system is the Oklahoma School Code contained in Title 70 of the Oklahoma Statutes.

The District's financial statements are prepared in accordance with generally accepted accounting principles promulgated by The Governmental Accounting Standards Board (GASB).

The Reporting Entity

The District is a corporate body for public purposes created under Title 70 of the Oklahoma Statutes and accordingly is a separate entity for operating and financial reporting purposes. The governing body of the District is the Board of Education composed of elected members. The appointed superintendent is the executive officer of the District. There are no component units included within the reporting entity.

The School Education Foundation is not included in the reporting entity. The District does not appoint any of the board members or exercise any over sight authority over the Foundation.

Basic Financial Statements – Government-Wide Statements

The District's basic financial statements include both government-wide (reporting the District as a whole) and fund financial statements (reporting the District's major funds). Both the government-wide and fund financial statements categorize primary activities as either governmental or business type. Governmental Activities include programs primarily supported by taxes, State aid, grants and other intergovernmental revenue. The District does not have any activities classified as business-type activities.

In the government-wide Statement of Net Position, the District's governmental activities are reported on a full accrual, economic resource basis, which recognizes all long-term assets and receivables as well as long-term debt and obligations. The District's net position are reported in three parts – net investment in capital assets; restricted net position and unrestricted net position.

The government-wide Statement of Activities reports both the gross and net cost of each of the District's programs and functions. The functions are also supported by general government revenues. The Statement of Activities reduces gross expenses (including depreciation) by related program revenues, operating and capital grants. Direct expenses are those that are clearly identifiable with a specific function. Program revenues must be directly associated with the function. Charges for services include charges and fees to students, or customers who purchase, use or directly benefit from the goods, services, or privileges provided by a given function. Operating grants include operating-specific and discretionary (either operating or capital) grants while the capital grants column reflects capital-specific grants.

NOTES TO FINANCIAL STATEMENTS

The net costs are normally covered by general revenue (property taxes, State and Federal aid, other taxes etc.).

The government-wide focus is more on the sustainability of the District as an entity and the change in the District's net position resulting from the current year's activities. Separate financial statements are provided for governmental funds. Major individual governmental funds are reported in separate columns in the fund financial statements.

Basic Financial Statements – Fund Financial Statements

Governmental fund financial statements are reported using the current financial resources measurement focus and the modified accrual basis of accounting. With this measurement focus, only current assets, current liabilities and fund balances are included on the balance sheet. The fund financial statements provide reports on the financial condition and results of operations of governmental fund category.

The District reports the following major governmental funds:

General Fund is the primary operating fund of the District. It is used to account for all financial resources except those required to be accounted for in another fund.

Building Fund is used to account for monies derived from the building fund levy and rental of facilities to be used for erecting, remodeling, repairing or maintaining school buildings, paying energy and utility costs; paying fire and casualty insurance premiums for school facilities, security systems and personnel.

Additionally, the District reports the following fund:

Activity Fund – The District accounts for resources collected from student or extracurricular activities including admission fees, concession income, fund raising and dues. The Board of Education exercises control over all of these funds.

Basis of Accounting

Basis of accounting refers to when revenues and expenditures are recognized in the accounts and reported in the financial statements. It relates to the timing of the measurements made regardless of the measurement focus applied.

Accrual: The government-wide financial statements are presented on the accrual basis of accounting. Revenues are recognized when earned and expenses are recognized when a liability is incurred. Property taxes are recognized as revenue in the year in which they are levied. Grants and similar items are recognized as revenue as soon as all eligibility requirements imposed by the provider have been met.

Modified Accrual: The funds financial statements are presented on the modified accrual basis of accounting. Under the modified accrual basis of

NOTES TO FINANCIAL STATEMENTS

accounting, revenues are recorded when susceptible to accrual; i.e. both measurable and available. "Available" means collectible within the current period or within 60 days after year-end. Expenditures are generally recognized under the modified accrual basis of accounting when the related liability is incurred. The exception to this general rule is that principal and interest on general obligation long-term debt, if any, is recognized when due.

Capital Assets

Capital assets purchased or acquired with an original cost of \$2,500 or more are reported at historical cost or estimated historical cost. Additions, improvements and other capital outlays that significantly extend the useful life of an asset are capitalized. Other costs incurred for repairs and maintenance are expensed as incurred. Depreciation on all assets is provided on the straight-line basis over the following estimated useful lives:

| | |
|---------------------------------|-------------|
| School buildings | 25-40 years |
| Site improvements | 7- 40 years |
| Business machines and computers | 7-40 years |
| Vehicles | 7 years |

Compensated Absences

The District's policies allow for payment for unpaid sick leave upon retirement (based on the OTRS rules for retirement and 10 years of services in the district) up to 60 days. The liability for these compensated absences is recorded as long-term debt in the government-wide statements. The current portion of this debt is estimated based on historical trends.

Budgets and Budgetary Accounting

The District is required by state law to prepare an annual budget. No later than October 1, each board of education shall prepare a financial statement and estimate of needs to be filed with the applicable county clerk and the State Department of Education. Once the county excise board has approved the estimate of needs, the board shall adopt a final budget within 45 days or the second regularly scheduled board meeting. No later than 15 days prior to adoption of a final budget, the board must conduct a public hearing for the purposes of taking public comments. The final budget may be revised upon approval of the board of education in open meeting.

Under current Oklahoma Statutes a formal budget is required for general, building, sinking, child nutrition and coop funds, as applicable to the district. Budgets are presented include the originally approved budgeted appropriations for expenditures and final budgeted appropriations as adjusted for supplemental appropriations and approved transfers between budget categories. Budgets generally assume the expenditure of all available resources. Therefore, when the legal budget is prepared, it is assumed these funds will not have a carryover balance to subsequent year.

A budget is legally adopted by the Board of Education for the General Fund and Building Fund that includes revenues and expenditures.

NOTES TO FINANCIAL STATEMENTS

Encumbrances represent commitments related to unperformed contracts for goods or services. Encumbrance accounting -- under which purchase orders and other commitments of resources are recorded as expenditures of the applicable fund -- is utilized in all governmental funds of the District.

The unencumbered balance of current fiscal year appropriations and the unexpended reserve appropriations of the previous fiscal year are lapsed and become a part of the beginning fund balance for the succeeding fiscal year.

Cash

The District considers all cash on hand, demand deposits, money market checking and certificates of deposit, held at an individual bank which are subject to early withdrawal penalties no matter what the maturity period, to be cash. State statutes require collateral for deposits in excess of insured amounts. The collateral's market value must exceed the insured deposit.

Investments

The District's investment policies are governed by state statute. Permissible investments include:

1. Direct obligations of the United States Government and Agencies
2. Obligations to the payment of which the full faith and credit of the State of Oklahoma is pledged
3. Certificates of deposit of savings and loan associations and bank and trust companies secured by acceptable collateral
4. Savings accounts or savings certificates of savings and loan associations that are fully insured
5. County, municipal and school district direct debt obligations
6. Money market mutual funds regulated by the Securities and Exchange Commission
7. Warrants, bonds or judgments of the school district
8. Qualified pooled investment programs

Property Tax Revenues

The District is authorized by state law to levy property taxes, which consist of ad valorem taxes on real and personal property within the District. The County Assessor, upon receipt of the certification of tax levies from the county excise board, extends the tax levies on the tax roll for submission to the county treasurer prior to October 1. The county treasurer must commence tax collection within fifteen days of receipt of the tax rolls. The first half of taxes is due prior to January 1. The second half is due prior to April 1.

If the first payment is not made timely, the entire tax becomes due and payable on January 1. Second half taxes become delinquent on April 1 of the year following the year of assessment. If not paid for a period of three years or more as of the date such taxes first become due, the property is offered for sale for the amount of taxes due.

NOTES TO FINANCIAL STATEMENTS

Property taxes receivable by the District include uncollected taxes assessed as of October 1, 2014 and earlier. Delinquent property tax receivable is recognized as revenue in the government-wide financial statements. Only the portion of the property taxes receivable that meets the revenue recognition criteria is reported as revenue in the fund financial statements.

Property tax receivables are net of an allowance for uncollectible taxes of \$81,500 in the general fund and \$19,250 in the building fund. The allowance represents the estimated amount that is deemed uncollectible based on past collection history.

Deferred Outflows of Resources – The District reports decreases in net assets that related to future periods as deferred outflows of resources on the statement of net position. A deferred outflow is reported for (1) contributions made to Oklahoma Teacher Retirement System (TRS the Plan) between the measurement date of the net pension liabilities (June 30, 2019) and the end of the current fiscal year (June 30, 2020). (2) A loss from changes in assumptions used by the actuary is amortized to pension expense over the average expected remaining service life of the Plan (3) the actual pension plan investment earnings less than the expected amounts included in determining pension expense. This deferred inflow of resources is amortized to pension expense over a total of 5 years, including the current year (4) A loss in changes in the District's proportionate share is amortized to pension expense over the average expected remaining service life of the Plan.

No deferred outflows of resources affect the governmental funds financial statements in the current year.

Deferred Inflows of Resources – The District's statements of net position and its governmental fund balance sheet report a separate section for deferred inflows of resources. This separate financial statement element reflects an increase in net assets that applies to a future period.

Deferred inflows of resources are reported in the statement of net position for (1) the actual pension plan investment earnings in excess of the expected amounts included in determining pension expense. This deferred inflow of resources is amortized to pension expense over a total of 5 years, including the current year. (2) The difference between expected and actual experience that the pension plan actuary uses to develop expectations such as future salary increases and inflation. This deferred inflow of resources is amortized to pension expense over the average expected remaining service life of the Plan. (3) The changes in assumptions used by the actuary is amortized to pension expense over the average expected remaining service life of the Plan.

In its governmental funds, the only deferred inflow of resources is for revenues not considered available. The District will not recognize the related revenues until available (collected no later than 60 days after the end of the District's fiscal year) under the modified accrual basis of accounting that qualifies to be reported in this category. Accordingly, deferred property taxes are reported in the governmental funds balance sheet.

Pensions – For purposes of measuring the net pension liability, deferred outflows of resources and deferred inflows of resources related to pensions, and pension expense, information about the fiduciary net position of the Oklahoma Teacher Retirement System (TRS) and additions to/deductions from TRS's fiduciary net position have been determined on the same basis as they are reported to TRS. For this purpose, benefit payments (including refunds of employee contributions) are recognized when due and payable in accordance with the benefit terms. Investments are reported at fair value.

NOTES TO FINANCIAL STATEMENTS

State Revenues

Revenues from state sources for current operations are primarily governed by the joint resolution of the Oklahoma House of Representatives and Senate. The Oklahoma Department of Career and Technical Education administers the allocation of state aid funds to school districts based on information accumulated from the districts.

After review and verification of reports and supporting documentation, the Oklahoma Department of Career and Technical Education may adjust subsequent fiscal period allocations of money for prior year errors disclosed by review. Normally, such adjustments are treated as reductions or additions of revenue of the year when the adjustment is made.

The District receives revenue from the state to administer certain categorical educational programs. Oklahoma Department of Career and Technical Education rules require that revenue earmarked for these programs be expended only for the programs for which the money is provided and require that the money not expended as of the close of the fiscal year be carried forward into the following year to be expended for the same categorical programs. The Oklahoma Department of Career and Technical Education requires that categorical educational program revenues be accounted for in the general fund.

Use of Estimates

The preparation of financial statements in conformity with the basis of accounting referred to above requires management to make estimates and assumptions that affect the reported amount of assets and liabilities and disclosure of contingent assets and liabilities at the date of the financial statements and the reported amounts of revenues and expenses during the reporting period. Actual results could differ from those estimates.

Net Position and Fund Balance

District-Wide Financial Statements – When the District incurs an expense for which it may use either restricted or unrestricted net position, it uses restricted net position first unless unrestricted net position will have to be returned because they were not used. Net position on the Statement of Net Position include the following:

Net Investment in Capital Assets– The component of net position that consists of the historical cost of capital assets less both the accumulated depreciation and the outstanding balance of debt, excluding unspent proceeds, that is directly attributable to the acquisition, construction or improvement of these capital assets.

Restricted for Buildings – The component of net position that reports the excess of property taxes and other revenue collected in excess of expenses for operation of the District's buildings.

Restricted for School Organizations – The component of net position that report the assets restricted for use by student organizations and extracurricular activities.

NOTES TO FINANCIAL STATEMENTS

Unrestricted – The difference between assets and liabilities that is not reported as restricted for any particular purpose.

Governmental Fund Financial Statements

The governmental fund financial statements present fund balances based on classifications that comprise a hierarchy that is based primarily on the extent to which the District is bound to honor constraints on the specific purposes for which amounts in the respective governmental funds can be spent. The classifications used in the governmental fund financial statements are as follows:

- Nonspendable: This classification includes amounts that cannot be spent because they are either (a) not in spendable form or (b) are legally or contractually required to be maintained intact. The District does not have any funds classified as nonspendable as of June 30, 2020.
- Restricted: This classification includes amounts for which constraints have been placed on the use of the resources either (a) externally imposed by creditors (such as through a debt covenant), grantors, contributors, or laws or regulations of other governments, or (b) imposed by law through constitutional provisions or enabling legislation. The District has classified Building Fund revenue from levy as being restricted because the use is restricted by State Statute for capital expenditures.
- Committed: This classification includes amounts that can be used only for specific purposes pursuant to constraints imposed by formal action of the Board of Education. These amounts cannot be used for any other purpose unless the Board removes or changes the specified use by taking the same type of action (resolution) that was employed when the funds were initially committed. This classification also includes contractual obligations to the extent that existing resources have been specifically committed for use in satisfying those contractual requirements. The District has classified school program activities as being committed because their use is imposed by the Board of Education regarding use of the funds.
- Assigned: This classification includes amounts that are constrained by the District's intent to be used for a specific purpose but are neither restricted nor committed. This intent can be expressed by the Board or through the Board delegating this responsibility to the superintendent through the budgetary process. This classification also includes the remaining positive fund balance for all governmental funds except for the General Fund. The District has assigned interest earnings to the funds where earned for the purposes defined by the fund.
- Unassigned: This classification includes the residual fund balance for the General Fund. The Unassigned classification also includes negative residual fund balance of any other governmental fund that cannot be eliminated by offsetting of Assigned fund balance amounts.

The District would typically use Restricted fund balances first, followed by Committed resources, and then Assigned resources, as appropriate opportunities arise, but reserves the right to selectively spend Unassigned resources first to defer the use of these other classified funds.

NOTES TO FINANCIAL STATEMENTS

Subsequent Events

Management has evaluated subsequent events through February 22, 2020, which is the date the financial statements were available to be issued.

NOTE 2 - CASH AND INVESTMENTS

Deposits

At June 30, 2020, the bank balance of deposits was \$8,439,269.

Custodial credit risk is the risk that in the event of a bank failure, the District’s deposits may not be returned to it. State statutes require collateral for all deposits in excess of federally insured amounts. The District policy for custodial credit risk requires compliance with the provisions of state law. At June 30, 2020, the District was not exposed to custodial credit risk.

Investments

The District’s investments consist of certificates of deposit which are considered deposits for purpose of deposit and investment risk.

NOTE 3 - LONG-TERM LIABILITIES

The long-term liability balances and activity for the year were as follows:

| | Beginning Balance | Additions | Reductions | Ending Balance | Amount Due Within One Year |
|--|----------------------|-------------|-------------------|---------------------|----------------------------------|
| Compensated absences | \$ 402,301 | \$ - | \$ 41,370 | \$ 360,931 | \$ 5,298 |
| Capital leases | | | | | |
| 2014 Capital Lease | 1,780,350 | - | 582,084 | 1,198,266 | 593,377 |
| | <u>\$ 2,182,651</u> | <u>\$ -</u> | <u>\$ 623,454</u> | <u>\$ 1,559,197</u> | <u>\$ 598,675</u> |
| Net pension liability | | | | 5,131,343 | |
| Total governmental activity long-term liabilities | | | | <u>\$ 6,690,540</u> | |

Payments on the leases are made through the general fund and building fund with property taxes. Compensated absences are generally liquidated by the general fund.

The Woods County Industrial Development Authority and the District have entered into a ground lease agreement dated August 12, 2014 (the “Lease”), whereby the District has leased to the Authority certain real property together with all improvements thereon and to be placed thereon for a term extending to August 12, 2021 and so long thereafter as any indebtedness of the Authority secured by its leasehold therein remains outstanding and unpaid. The Authority has sub-leased the property covered by the Ground Lease to the District by a sub-lease dated August 12, 2014 (the “Sublease”) which extends to

NOTES TO FINANCIAL STATEMENTS

June 30, 2015, and is renewable for successive on (1) year terms thereafter at the option of the District until the Lease is paid in full. Failure to renew the Sublease will terminate the Sublease and all further options of the District to renew it.

Upon the payment in full of the Lease, the Sublease and the Ground Lease both will expire and possession of and title to the Improvements will be vested in the District.

The District’s interest expense for 2020 was \$25,213.

Leased buildings and construction in progress under capital leases in capital assets at June 30, 2020, include the following:

| | |
|-------------------------------|---------------------|
| Buildings | \$ 5,478,316 |
| Less accumulated depreciation | <u>(547,832)</u> |
| | <u>\$ 4,930,484</u> |

Amortization of leased buildings under capital assets is included with depreciation expense.

Future minimum lease payments are:

| <u>Year Ended June 30,</u> | <u>Principal Amount</u> | <u>Interest Amount</u> | <u>Total</u> | <u>Interest Rate</u> |
|----------------------------|-----------------------------|----------------------------|---------------------|----------------------|
| 2021 | 593,378 | 23,539 | 616,917 | |
| 2022 | 604,888 | 11,735 | 616,623 | |
| | <u>\$ 1,198,266</u> | <u>\$ 35,274</u> | <u>\$ 1,233,540</u> | |

NOTE 4 - EMPLOYEE RETIREMENT SYSTEM

Teachers’ Retirement Plan of Oklahoma

Plan Description – The Oklahoma Teachers’ Retirement Plan is a cost-sharing multiple-employer defined benefit pension plan administered by the Oklahoma Teachers’ Retirement System (the System)The System provides retirement and disability benefits, annual cost of living adjustments, and death benefits to plan members and beneficiaries. The ability to establish and amend benefit provisions is the responsibility of the state legislature. The System issues a publicly available financial report that includes financial statements and required supplementary information for the employees of the District. The System issues a publicly available financial report that can be obtained at <http://www.ok.gov/trs/>.

Benefits Provided – The System provides defined retirement benefits based on members’ final compensation, age, and term of service. In addition, the retirement program provides for benefits upon disability and to survivors upon the death of eligible members. Title 70 O.S. Sec. 17-105 defines all

NOTES TO FINANCIAL STATEMENTS

retirement benefits. The authority to establish and amend benefit provisions rests with the State Legislature.

Contributions – In accordance with *Oklahoma Statutes*, System members are required to contribute 7.00% of applicable compensation. For the year ended June 30, 2020, qualifying employee contributions were reduced by a retirement credit of \$30,385 provided by Enrolled House Bill 1873 and paid by the State of Oklahoma as on-behalf payments. For the year ended June 30, 2020, the District had a statutory contribution rate of 9.5% plus 7.7% as a match for salaries funded by federal programs. The contribution requirements of System members and the District are established and may be amended by the state legislature. For the year ended June 30, 2020, the District contributions to the System for were \$361,451.

The State of Oklahoma, a non-employer contributing entity, provides funds through 5% of the State's sales, use, corporate and individual income taxes collected. The System receives 1% of the cigarette taxes collected by the State and 5% of net lottery proceeds collected by the State. The District's estimated share of these contributions based on their covered payroll for the measurement period was \$266,493.

Pension Liabilities, Pension Expense, and Deferred Outflows of Resources and Deferred Inflows of Resources related to Pensions

At June 30, 2020, the District reported a liability of \$5,131,343 for its proportionate share of the net pension liability. The net pension liability was measured as of June 30, 2019, and the total pension liability used to calculate the net pension liability was determined by an actuarial valuation as of that date. The District's proportion of the net pension liability was based on a projection of the District's long-term share of the contributions to the pension plan relative to the projected contributions of all participating school districts, actuarially determined. At June 30, 2019, the District's proportion was .07753616%, which was an decrease of its proportion measured as of June 30, 2018.

For the year ended June 30 2020, the District recognized pension expense of \$95,792. At June 30, 2020, the District reported deferred outflows of resources and deferred inflows of resources related to pensions from the following sources:

| | Deferred Outflow of Resources | Deferred Inflow of Resources |
|---|----------------------------------|------------------------------------|
| Differences between expected and actual experience | \$ 263,411 | \$ 219,893 |
| Changes of assumptions | 93,091 | 191,842 |
| Net difference between projected and actual earnings on pension plan investments | 34,801 | - |
| Changes in proportion and differences between District contributions and proportionate share of contributions | 132,090 | 34,919 |
| District contributions subsequent to the measurement date | 361,451 | - |
| | <u>\$ 884,844</u> | <u>\$ 446,654</u> |

NOTES TO FINANCIAL STATEMENTS

\$361,451 reported as deferred outflows of resources related to pensions resulting from District contributions subsequent to the measurement date will be recognized as a reduction of the net pension liability in the year ended June 30, 2021. Other amounts reported as deferred outflows of resources and deferred inflows of resources related to pension will be recognized in pension expense as follows:

| Year Ended | |
|------------|------------------|
| 2021 | \$ 146,683 |
| 2022 | (88,405) |
| 2023 | (43,480) |
| 2024 | 41,675 |
| 2025 | (4,553) |
| Thereafter | 24,819 |
| | <u>\$ 76,739</u> |

Actuarial assumptions – The total pension liability in the June 30, 2019 actuarial valuation was determined using the following actuarial assumptions, applied to all periods included in the measurement:

- Actuarial Cost Method – Entry Age Normal
- Amortization Method – Level Percentage of Payroll
- Amortization Period – Amortization over an open 30-year period
- Asset Valuation Method – 5-year smooth market
- Inflation – 2.5%
- Salary Increases – Composed of 3.25 %wage inflation, including 2.50 percent price inflation, plus a service-related component ranging from 0.00 percent to 8.00 percent based on years of service.
- Investment Rate of Return – 7.5%
- Retirement Age – Experience-based table of rates based on age, service, and gender. Adopted by the TRS Board in May, 2015, in conjunction with five year experience study for the period ending June 30, 2014
- Mortality – Males: RP-2000 Combined Healthy Mortality Table for males with White Collar Mortality Rates after Retirement – Males: RP-2000 Combined Healthy Mortality Table for males with White Collar Adjustments. Generational mortality improvements in accordance with Scale BB from the table’s base year of 2000. Females: GRS Southwest Region Teacher Mortality Table, scaled to 105%. Generational mortality improvements in accordance with Scale BB from the table’s base year of 2012.
- Mortality Rates for Active Members – RP-2000 Employee Mortality tables, with male rates multiplied by 60% and female rates multiplied by 50%.

The long-term expected rate of return on pension plan investments was determined using a building block method in which best estimate ranges of expected future real rates of return (expected returns, net of pension plan investment expense and inflation) are developed for each major asset class. These ranges are combined to produce the long-term expected rate of return by weighting the expected future real rates of return by the target asset allocation percentage and by adding expecting inflation.

The target asset allocation and best estimates of arithmetic expected real rates of return for each major asset class as of the measurement year, June 30, 2019, are summarized in the following table:

NOTES TO FINANCIAL STATEMENTS

| <u>Asset Class</u> | <u>Target Allocation</u> | <u>Long-Term Expected Real Rate of Return</u> |
|----------------------|--------------------------|---|
| Fixed Income | 23.50% | 6.60% |
| Domestic Equity | 57.50% | 6.80% |
| Private Equity | 5.00% | 7.90% |
| Real Estate | 7.00% | 5.50% |
| Limited Partnerships | 7.00% | 7.90% |
| | <u>100.00%</u> | |

Discount rate – A single discount rate of 7.5% was used to measure the total pension liability as of June 30, 2019. Previously, a rate of 8.00% was used. This single discount rate was based solely on the expected rate of return on pension plan investments of 7.50%. Based on the stated assumptions and the projection of cash flows, the pension plan’s fiduciary net position and future contributions were projected to be available to finance all projected future benefit payments of current plan members. Therefore, the long-term expected rate of return on pension plan investments was applied to all periods of projected benefit payments to determine the total pension liability. The projections of cash flows used to determine this single discount rate assumed that plan member and employer contributions will be made at the current statutory levels and remain a level percentage of payrolls. The projection also assumed the state’s contribution plus the matching contributions will remain a constant percent of the projected member payroll based on the past five years of actual contributions.

Sensitivity of the District’s proportionate share of the net pension liability to changes in the discount rate – The following presents the District’s proportionate share of the net pension liability calculated using the discount rate of 7.50%, as well as what the District’s proportionate share of the net pension liability would be if it were calculated using a discount rate that is 1-percentage-point lower (6.50%) or 1-percentage-point higher (8.50%) than the current rate:

| | <u>1% Decrease (6.5%)</u> | <u>Current Discount Rate (7.5%)</u> | <u>1% Increase (8.5%)</u> |
|--|-------------------------------|---|-------------------------------|
| District's Proportionate share of the net pension liability | <u>\$ 7,230,622</u> | <u>\$ 5,131,343</u> | <u>\$ 3,375,191</u> |

Pension plan fiduciary net position – Detailed information about the pension plan’s fiduciary net position is available in the separately issued TRS financial report that can be obtained at <http://www.ok.gov/trs/>.

NOTE 5 Other Post-Employment Benefits (OPEB)

In addition to the retirement plan described in Note 4, the District participates in the state-administered Supplemental Health Insurance Program (OPEB Plan) within Teachers’ Retirement System of Oklahoma (the OPEB System), which is a cost-sharing multiple-employer defined benefit OPEB plan administered by the Teacher Retirement System (TRS).

NOTES TO FINANCIAL STATEMENTS

Plan Description – The OPEB System provides pays a monthly health insurance premium supplement for each retired member who is enrolled in the health insurance plan provided by the State and Education Employees Group Health and Dental Insurance plan or in an insurance program provided by a participating education employer who provides health insurance coverage to former employees, provided the retired member had at least ten (10) years of Oklahoma service prior to retirement.

Benefits Provided –All retirees are eligible except for special retirees (as defined) and spouses and beneficiaries as long as they have at least 10 years of service. Retirees who elect such coverage receive the smaller of (i) a Medicare supplement benefit, if eligible, or (ii) an amount between \$100 and \$105 per month, depending on service and final average compensation. Payments made on the retirees' behalf to the Employees Group Insurance Division of the Office of Management and Enterprise Services, if the member continues health coverage under that Plan, or (ii) to the member's former employer, if the member retains health coverage under a plan maintained by the former employer.

Contributions – Employer and employee contributions are made based upon the TRS Plan provisions contained in State Statute Title 70, as amended. However, the statutes do not specify or identify any particular contribution source to pay the health insurance subsidy. The cost of the subsidy averages 0.07% of normal cost, as determined by an actuarial valuation.

OPEB (Assets) Liabilities, OPEB Expense, and Deferred Outflows of Resources and Deferred Inflows of Resources related to OPEB

At June 30, 2020, the District reported an asset of (\$42,920) for its proportionate share of the net OPEB asset. The net OPEB asset was measured as of June 30, 2019, and the total OPEB asset used to calculate the net OPEB asset was determined by an actuarial valuation as of that date. The District's proportion of the net OPEB asset was based on a projection of the District's long-term share of the contributions to the OPEB plan relative to the projected contributions of all participating school districts, actuarially determined. At June 30, 2019, the District's proportion was 0.077536160%, as compared to its proportion share of 0.083061690% measured as of June 30, 2018

For the year ended June 30 2020, the District recognized OPEB expense (credit) of (\$6,752) At June 30, 2020, the District reported deferred outflows of resources and deferred inflows of resources related to OPEB from the following sources:

NOTES TO FINANCIAL STATEMENTS

| | Deferred Outflow of Resources | Deferred Inflow of Resources |
|---|-------------------------------------|------------------------------------|
| Differences between expected and actual experience | \$ - | \$ 15,797 |
| Changes of assumptions | - | - |
| Net difference between projected and actual earnings on pension plan investments | - | 8,080 |
| Changes in proportion and differences between District contributions and proportionate share of contributions | 9,284 | - |
| District contributions subsequent to the measurement date | 471 | - |
| | <u>\$ 9,755</u> | <u>\$ 23,877</u> |

\$471 reported as deferred outflows of resources related to OPEB resulting from District contributions subsequent to the measurement date will be recognized as an increase of the net OPEB asset in the measurement year ended June 30, 2021. Other amounts reported as deferred outflows of resources and deferred inflows of resources related to pension will be recognized in pension expense as follows:

| Year Ended | |
|------------|--------------------|
| 2021 | \$ (9,687) |
| 2022 | (9,685) |
| 2023 | (3,850) |
| 2024 | (625) |
| 2025 | (1,603) |
| Thereafter | 10,857 |
| | <u>\$ (14,593)</u> |

See Note 4. Employee pension plans for Actuarial assumptions, measurement, discount rate, long-term expected rate of return and target asset allocation

An assumption change was made to the OPEB Plan during the current valuation lowering the rate of participation in the supplemental insurance benefit from 100% to 50%, based on historical data. The benefits are only available to those retirees that participate and have at least 10 years of service credit at retirement.

Sensitivity of the District's proportionate share of the net OPEB asset to changes in the discount rate – The following presents the District's proportionate share of the net OPEB asset calculated using the discount rate of 7.50%, as well as what the District's proportionate share of the net OPEB asset would be if it were calculated using a discount rate that is 1-percentage-point lower (6.50%) or 1-percentage-point higher (8.50%) than the current rate:

NOTES TO FINANCIAL STATEMENTS

| | 1% Decrease <u>(6.5%)</u> | Current Discount Rate (7.5%) | 1% Increase <u>(8.5%)</u> |
|--|------------------------------|---------------------------------|------------------------------|
| District's Proportionate share of the net pension liability | <u>\$ (16,065)</u> | <u>\$ (42,920)</u> | <u>\$ (75,180)</u> |

Due to the structure of the OPEB plan, healthcare cost trend rate sensitivity analysis is not meaningful.

OPEB plan fiduciary net position – Detailed information about the OPEB plan’s fiduciary net position is available in the separately issued TRS financial report that can be obtained at <http://www.ok.gov/trs/>.

NOTE 6 – CONTINGENCIES AND COMMITMENTS

Amounts received or receivable from grantor agencies are subject to audit and adjustment by grantor agencies. Any disallowed claims, including amounts already collected, may constitute a liability of the applicable funds. The amount, if any, of expenditures which may be disallowed by the grantor cannot be determined at this time although the District expects such amounts, if any, to be immaterial.

The District is exposed to various risks of loss related to torts; theft of, damage to and destruction of assets; errors and omissions and natural disasters for which the District carries commercial insurance. There have been no significant reductions in coverage from the prior year and settlements have not exceeded coverage in the past three years.

The School also participates in a risk pool for general liability, errors and omissions, commercial crime, and fleet and workers' compensation coverage in which there is a transfer or pooling risks amount the participants of that pool In accordance with professional standards, the District reports the required contribution to the pool, net of refunds, as insurance expense. The risk pools are the Oklahoma School Insurance Group (OSIG) and the Oklahoma School Assurance group (OSAG). OSIG and OSAG are responsible for providing loss control services and certain fiscal activities, including obtaining contract arrangements for the underwriting, excess insurance agreements, claims processing, and legal defense for any and all claims submitted to them during the plan year. As a member of OSIG and OSAG, the District is required to pay fees set by OSIG and OSAG according to an established payment schedule. A portion of the fees paid by the District goes into a loss fund for the District. The fee for the loss fund is calculated by projecting losses based on the District's losses for the last five years. OSIG and OSAG provides coverage in excess of the Loss Fund so the District's liability for claim loss is limited to the balance of the loss fund. If the District does not use their loss fund in three years, it is returned to them with no interest.

The District continues to evaluate the impact of the COVID-19 pandemic. The specific impact is not readily determinable but it is reasonably possible that the virus could have a negative effect on the District’s financial position and results of operations.

NOTES TO FINANCIAL STATEMENTS

NOTE 7 - RISK MANAGEMENT

The District is exposed to various risks of loss related to torts; theft of, damage to and destruction of assets; errors and omissions and natural disasters for which the District carries commercial insurance. There have been no significant reductions in coverage from the prior year and settlements have not exceeded coverage in the past three years.

Surety Bonds

The Woods County Treasurer is designated as the Official School District Treasurer and Depository and no additional surety bond is required other than the statutory provisions of that elected office.

The District maintains a Public Official Position Schedule Bond with the Western Surety Company in the amount of \$100,000.00 per position. The bond number is 15342027, dated July 1, 2018 to July 1, 2019.

Coverage is for the following positions:

- Superintendent
- Business Manager

The District maintains an Employee Dishonesty Bond with Oklahoma Schools Insurance Group, in the amount of \$10,000.00 per occurrence. The policy number is OSIG-2014, dated July 1, 2017 to July 1, 2019. Coverage includes the following positions:

- Activity Fund Custodian - Alva
- Activity Fund Custodian - Fairview
- Financial Aid Director
- Encumbrance & Minute Clerk

NOTE 8 - CAPITAL ASSETS

Capital asset activity for the year ended June 30, 2020, was as follows:

NOTES TO FINANCIAL STATEMENTS

| | Beginning Balances | Increases | Decreases | Ending Balances |
|---|-----------------------|--------------|-----------|--------------------|
| Capital assets not being depreciated: | | | | |
| Land | \$ 183,860 | \$ - | \$ - | \$ 183,860 |
| Construction in progress | - | - | - | - |
| Total capital assets not being depreciated | 183,860 | - | - | 183,860 |
| Capital assets being depreciated: | | | | |
| Buildings and improvements | 11,939,415 | 15,313 | | 11,954,728 |
| Equipment & Autos | 2,928,716 | 77,417 | 62,437 | 2,943,696 |
| Total capital assets being depreciated | 14,868,131 | 92,730 | 62,437 | 14,898,424 |
| Less accumulated depreciation for: | | | | |
| Buildings and improvements | 3,425,238 | 297,864 | - | 3,723,102 |
| Equipment & Autos | 1,473,083 | 269,215 | 58,516 | 1,683,782 |
| Total accumulated depreciation | 4,898,321 | 567,079 | 58,516 | 5,406,884 |
| Total capital assets being depreciated, net | 9,969,810 | (474,349) | 3,921 | 9,491,540 |
| Governmental activity capital assets, net | \$ 10,153,670 | \$ (474,349) | \$ 3,921 | \$ 9,675,400 |

Depreciation expense was not allocated to the various functions because the District believes all functions are supported equally.

Note 9 Tax Abatement

The State of Oklahoma has authorized by Oklahoma Statutes 62-850 the creation of tax increment financing (TIF) districts. These districts are intended to provide incentives and exemptions from taxation within certain areas to encourage investment, development and economic growth. These TIF districts reduce the ad valorem taxes remitted to the District over the term of the agreements.

Oklahoma Statues title 31 offers a homestead exemption of up to 1 acre property in an urban area or 160 acres in a rural area. These homestead exemptions reduce the ad valorem taxes remitted to the District.

For the year ended June 30, 2020, abated property taxes were approximately \$85,300.

NOTE 10 – New GASB Standards

The District implemented the following GASB Statements:

- GASBS Statement No. 95, *Postponement of the Effective Dates of Certain Authoritative Guidance*, provides postponement of effect dates of pronouncements that are effective or scheduled to become effective for periods beginning after June 15, 2018 and later. All but Statement 87 are postponed for one year. Statement 87 is postponed for 18 months

The following pronouncements will be effective in the future: Management has evaluated these statements as having an impact on the District.

- GASB Statement No. 84, *Fiduciary Activities* establishes general criteria for determining when a governmental unit has a fiduciary role for managing certain types of assets. The focus of the criteria generally is on (a) whether the government is controlling the assets of the fiduciary

NOTES TO FINANCIAL STATEMENTS

activity and (b) the beneficiaries with whom the fiduciary relationship exists. The provisions of this statement are effective for reporting periods beginning after December 15, 2018. (Postposed by GASB 95)

- GASBS Statement No. 87, *Leases*, which supersedes current guidance on leases and establishes that leases are a financing arrangement for the right to use an underlying asset. The standard requires the government to record a lease liability and capitalize and amortize the underlying asset over the shorter of the asset life or the lease term. It provides an exception for short-term leases (e.g., less than 12 months) and requires leases that transfer ownership of the underlying asset to be accounted for as a financed purchase. Lease disclosure requirements are also amended. GASBS No. 87 is effective for periods beginning after December 15, 2019. . (Postposed by GASB 95)
- GASBS Statement No. 89, *Accounting for Interest Cost Incurred Before End of a Construction Period*, establishes accounting requirements for interest cost incurred before the end of a construction period. This Statement requires that interest cost incurred before the end of a construction period be recognized as an expense in the period in which the cost is incurred for financial statements prepared using the economic resources measurement focus. As a result, interest cost incurred before the end of a construction period will not be included in the historical cost of a capital asset reported in a business-type activity or enterprise fund. The provisions of this statement are effective for reporting periods beginning after December 15, 2019. . (Postposed by GASB 95)
- GASBS Statement No. 90, *Majority Equity Interest – An Amendment of GASB Statements 14 and 61*, defines a majority equity interest and specifies that a majority equity interest in a legally separate organization should be reported as an investment if a government’s holding of the equity interest meets the definition of an investment. A majority equity interest that meets the definition of an investment should be measured using the equity method, unless it is held by a special-purpose government engaged only in fiduciary activities, a fiduciary fund, or an endowment (including permanent and term endowments) or permanent fund. Those governments and funds should measure the majority equity interest at fair value. The provisions of this statement are effective for reporting periods beginning after December 15, 2018. . (Postposed by GASB 95)
- GASBS Statement No. 91, *Conduit Debt*, clarifies the existing definition of a conduit debt obligation; establishing that a conduit debt obligation is not a liability of the issuer; establishing standards for accounting and financial reporting of additional commitments and voluntary commitments extended by issuers and arrangements associated with conduit debt obligations; and improving required note disclosures. The provisions of this statement are effective for reporting periods beginning after December 15, 2020. . (Postposed by GASB 95)

NORTHWEST TECHNOLOGY CENTER #V-10
BUDGETARY COMPARISON SCHEDULE – GENERAL FUND (UNAUDITED)
YEAR ENDED JUNE 30, 2020

| | Budgeted Amounts | | Actual Amounts Budgetary Basis | Variance with Final Budget Positive(Negative) | |
|---|------------------|------------|---|--|-----------------|
| | Original | Final | | Original to Final | Final to Actual |
| Budgetary fund balance, July 1 | 3,772,221 | 3,772,221 | 3,772,221 | - | - |
| Resources (inflows) | | | | | |
| Local sources | 4,907,319 | 4,907,319 | 5,106,832 | - | 199,513 |
| State sources | 1,926,594 | 1,926,594 | 1,922,306 | - | (4,288) |
| Federal Sources | 337,924 | 337,924 | 304,207 | - | (33,717) |
| Other | - | - | 32,749 | - | 32,749 |
| Total resources | 7,171,837 | 7,171,837 | 7,366,094 | - | 194,257 |
| Amounts available for appropriation | 10,944,058 | 10,944,058 | 11,138,315 | - | 194,257 |
| Charges to appropriations (outflows) | | | | | |
| Instruction | 3,743,716 | 3,743,716 | 2,889,597 | - | 854,119 |
| Support services | 6,642,259 | 6,642,259 | 3,439,809 | - | 3,202,450 |
| Non-instruction services | 105,600 | 105,600 | 28,453 | - | 77,147 |
| Capital outlay | 119,235 | 119,235 | 1,085 | - | 118,150 |
| Other outlays | 333,248 | 333,248 | 147,926 | - | 185,322 |
| Total charges to appropriations | 10,944,058 | 10,944,058 | 6,506,870 | - | 4,437,188 |
| Budgetary fund balance, June 30 | - | - | 4,631,445 | - | 4,631,445 |
| Accounts receivable not recognized as revenue for budgetary basis | | | 1,590,702 | | |
| Accounts Payable not recognized as expenditures for budgetary basis | | | (11,643) | | |
| Revenue Deferred for GAAP Basis | | | (1,412,887) | | |
| Encumbrances not recognized as expenditures for GAAP basis | | | 39,403 | | |
| Fund Balance, End of year GAAP Basis | | | 4,837,020 | | |

**NORTHWEST TECHNOLOGY CENTER #V-10
 BUDGETARY COMPARISON SCHEDULE – BUILDING FUND (UNAUDITED)
 YEAR ENDED JUNE 30, 2020**

| | Budgeted Amounts | | | Actual Amounts Budgetary Basis | Variance with Final Budget Positive(Negative) | |
|---|------------------|--------------|--|---|--|-----------------|
| | Original | Final | | | Original to Final | Final to Actual |
| | \$ 2,992,225 | \$ 2,992,225 | | | \$ - | \$ - |
| Budgetary fund balance, July 1 | | | | 2,992,225 | | |
| Resources (inflows) | | | | | | |
| Local sources | 1,364,780 | 1,364,780 | | 1,502,118 | - | 137,338 |
| State sources | - | - | | 1,707 | - | 1,707 |
| Federal sources | - | - | | 8 | - | 8 |
| Other | - | - | | 10,051 | - | 10,051 |
| Total resources | 1,364,780 | 1,364,780 | | 1,513,884 | - | 149,104 |
| Amounts available for appropriation | 4,357,005 | 4,357,005 | | 4,506,109 | - | 149,104 |
| Charges to appropriations (outflows) | | | | | | |
| Instruction | - | - | | - | - | - |
| Support services | 4,357,005 | 4,357,005 | | 161,707 | - | 4,195,298 |
| Non-instruction services | - | - | | - | - | - |
| Capital outlay | - | - | | 101,680 | - | (101,680) |
| Other Outlays | - | - | | 624,700 | - | (624,700) |
| Total charges to appropriations | 4,357,005 | 4,357,005 | | 888,087 | - | 3,468,918 |
| Budgetary fund balance, June 30 | \$ - | \$ - | | \$ 3,618,022 | \$ - | \$ 3,618,022 |
| Accounts receivable not recognized as revenue for budgetary basis | | | | 440,129 | | |
| Accounts Payable not recognized as expenditures for budgetary basis | | | | - | | |
| Encumbrances not recognized as expenditures for GAAP basis | | | | - | | |
| Deferred Revenue for GAAP basis | | | | (427,219) | | |
| Fund Balance, End of year GAAP Basis | | | | 3,630,932 | | |

**NORTHWEST TECHNOLOGY CENTER #V-10
SCHEDULE OF THE DISTRICT'S PROPORTIONATE SHARE OF THE
NET PENSION LIABILITY (UNAUDITED)
TEACHERS' RETIREMENT PLAN
YEAR ENDED JUNE 30, 2020**

| | <u>2019</u> | <u>2018</u> | <u>2017</u> | <u>2016</u> | <u>2015</u> | <u>2014</u> | <u>2013</u> |
|---|---------------|---------------|---------------|--------------|-------------|-------------|-------------|
| Measurement Year | | | | | | | |
| District's portion of the net pension liability (asset) | 0.0775361600% | 0.0830616900% | 0.0845041300% | 0.080158355% | 0.08244891% | 0.08355313% | 0.08355313% |
| District's proportionate share of the net pension liability (asset) | 5,131,343 | 5,020,342 | 5,595,286 | 6,716,582 | 5,059,400 | 4,495,047 | 5,980,212 |
| District's covered employee payroll | 3,849,179 | 3,776,684 | 3,586,379 | 3,421,263 | 3,455,926 | 3,328,200 | 2,803,432 |
| District's proportionate share of the net pension liability (asset) as a percentage of its covered employee payroll | 133.31% | 132.93% | 156.01% | 196.32% | 146.40% | 135.06% | 213.32% |
| Plan fiduciary net position as a percentage of the total pension liability | 71.54% | 72.71% | 69.92% | 62.24% | 70.31% | 72.43% | 62.18% |

Information to present a 10 year schedule is not currently available

**NORTHWEST TECHNOLOGY CENTER #V-10
 SCHEDULE OF DISTRICT'S CONTRIBUTION(UNAUDITED)
 TEACHERS' RETIREMENT PLAN
 YEAR ENDED JUNE 30, 2020**

| Measurement Year | <u>2019</u> | <u>2018</u> | <u>2017</u> | <u>2016</u> | <u>2015</u> | <u>2014</u> | <u>2013</u> |
|--|-------------|-------------|-------------|-------------|-------------|-------------|-------------|
| Contractually required contribution | \$ 365,672 | \$ 358,785 | \$ 340,706 | \$ 325,020 | \$ 328,313 | \$ 316,179 | \$ 266,326 |
| Contributions in relation to the contractually required contribution | 365,672 | 358,785 | 340,706 | 325,020 | 328,313 | 316,179 | 266,326 |
| Contribution deficiency (excess) | - | - | - | - | - | - | - |
| District's covered payroll | 3,849,179 | 3,776,684 | 3,586,379 | 3,421,263 | 3,455,926 | 3,328,200 | 2,803,432 |
| Contributions as a percentage of Covered employee Payroll | 9.50% | 9.50% | 9.50% | 9.50% | 9.50% | 9.50% | 9.50% |

Information to present a 10 year schedule is not currently available

NORTHWEST TECHNOLOGY CENTER #V-10
SCHEDULE OF THE DISTRICT'S PROPORTIONATE SHARE OF THE
NET OPEB ASSET (UNAUDITED)
YEAR ENDED JUNE 30, 2020

| Measurement Year | <u>2019</u> | <u>2018</u> | <u>2017</u> |
|--|-------------|-------------|-------------|
| District's portion of the net OPEB liability (asset) | 0.07753616% | 0.08306169% | 0.08015835% |
| District's proportionate share of the net OPEB liability (asset) | (42,920) | (53,516) | (37,684) |
| District's covered employee payroll | 3,849,179 | 3,776,684 | 3,421,263 |
| District's proportionate share of the net OPEB liability (asset) as a percentage of its covered employee payroll | 1.12% | 1.42% | 1.10% |
| Plan fiduciary net position as a percentage of the total OPEB asset | 115.07% | 115.41% | 110.40% |

Information to present a 10-year schedule is not currently available

NORTHWEST TECHNOLOGY CENTER #V-10
SCHEDULE OF DISTRICT'S CONTRIBUTION (UNAUDITED)
OPEB PLAN
YEAR ENDED JUNE 30, 2020

| Measurement Year | <u>2019</u> | <u>2018</u> | <u>2017</u> |
|--|-------------|-------------|-------------|
| Contractually required contribution | \$ 681 | \$ 2,419 | \$ 5,504 |
| Contributions in relation to the contractually required contribution | 681 | 2,419 | 5,504 |
| Contribution deficiency (excess) | - | - | - |
| District's covered payroll | 3,849,179 | 3,776,684 | 3,586,379 |
| Contributions as a percentage of Covered employee Payroll | 0.02% | 0.06% | 0.15% |

Information to present a 10-year schedule is not currently available

**NORTHWEST TECHNOLOGY CENTER #V-10
NOTE TO REQUIRED SUPPLEMENTARY INFORMATION
YEAR ENDED JUNE 30, 2020**

Note 1: Budgeting and Budgetary Control

The District is required by state law to prepare an annual budget. No later than October 1, each board of education shall prepare a financial statement and estimate of needs to be filed with the applicable county clerk and the State Department of Education. Once the county excise board has approved the estimate of needs, the board shall adopt a final budget within 45 days or the second regularly scheduled board meeting. No later than 15 days prior to adoption of a final budget, the board must conduct a public hearing for the purposes of taking public comments. The final budget may be revised upon approval of the board of education in open meeting.

Under current Oklahoma Statutes a formal budget is required for general, building, sinking, child nutrition and coop funds, as applicable to the district. Budgets are presented include the originally approved budgeted appropriations for expenditures and final budgeted appropriations as adjusted for supplemental appropriations and approved transfers between budget categories. Budgets generally assume the expenditure of all available resources. Therefore, when the legal budget is prepared, it is assumed these funds will not have a carryover balance to subsequent year.

A budget is legally adopted by the Board of Education for the General Fund and Building Fund that includes revenues and expenditures.

Note 2: Changes of Assumptions

The assumption changes in fiscal year 2015 is attributable to the new assumptions adopted by the TRS board in May 2015.

The assumption changes in fiscal year 2016 is attributable to the new economic assumptions adopted by the TRS board in September 2016.

The assumption changes in fiscal year 2017 is attributable to the change in assumed election rate for the assumed election rate for the Supplemental Medical Insurance benefit adopted by the TRS board in August 2017.

NORTHWEST TECHNOLOGY CENTER DISTRICT #V10
WOODS COUNTY - OKLAHOMA
SCHEDULE OF EXPENDITURES OF FEDERAL AWARDS
ALLOCATIONS AND EXPENDITURES
YEAR ENDED JUNE 30, 220

| FEDERAL GRANTOR/PASS THROUGH GRANTOR/PROGRAM TITLE | FEDERAL CFDA NUMBER | AGENCY CONTRACT / PROJECT NUMBER | PROGRAM OR AWARD AMOUNT | CASH/ACCRUED OR (DEFERRED) Revenue at July 1, 2019 | FEDERAL GRANT RECEIPTS | FEDERAL GRANT EXPENDITURES | Local/State Matching Expenditures | CASH/ACCRUED OR (DEFERRED) Revenue at JUNE 30, 2020 |
|---|---------------------|----------------------------------|-------------------------|--|------------------------|----------------------------|-----------------------------------|---|
| <u>US DEPARTMENT OF VETERANS ADMINISTRATION</u> | | | | | | | | |
| <u>DIRECT PAYMENTS</u> | | | | | | | | |
| VA REPORTING FEE | 64.111 | 468 | | 0.00 | 15.00 | 15.00 | 0.00 | \$0.00 |
| <u>US DEPARTMENT OF EDUCATION</u> | | | | | | | | |
| <u>DIRECT PROGRAMS-Student Financial Aid</u> | | | | | | | | |
| PELL PROGRAM | 84.063 | 474 | \$63,908.68 | (\$3,074.00) | \$56,812.68 | \$63,908.68 | \$0.00 | (\$15,170.00) |
| PELL ADMINISTRATION | 84.063 | n/a | 65.00 | 0.00 | 65.00 | 65.00 | 0.00 | \$0.00 |
| Total Student financial aid cluster | | | | (\$3,074.00) | 56,877.68 | 63,973.68 | 0.00 | (\$15,170.00) |
| <u>Cares Act-HEERF</u> | | | | | | | | |
| Student Funds | 84.425E | 415 | 42,893.00 | 0.00 | 42,893.00 | 42,893.00 | 0.00 | \$0.00 |
| Institutional Funds | 84.425F | 415 | 40,680.53 | 0.00 | 40,680.53 | 40,680.53 | 0.00 | \$0.00 |
| Total CARES Act cluster | | | | 0.00 | 83,573.53 | 83,573.53 | 0.00 | \$0.00 |
| <u>STATE DEPARTMENT OF CAREER TECH EDUCATION</u> | | | | | | | | |
| CARL PERKINS Secondary | 84.048 | 421 | 63,863.00 | (22,107.35) | 53,489.07 | 53,153.44 | 0.00 | (21,771.72) |
| Career and Technical Education Total | | | | (22,107.35) | 53,489.07 | 53,153.44 | 0.00 | (21,771.72) |
| <u>US DEPARTMENT OF HEALTH AND HUMAN SERVICES</u> | | | | | | | | |
| Passed through Oklahoma Department of Human Services and Oklahoma Department of Career Technology TANF/HIRE | 93.558 | 452 | 155,999.98 | (36,641.00) | 110,226.20 | 155,999.98 | 0.00 | (62,414.78) |
| <u>OTHER FEDERAL ASSISTANCE</u> | | | | | | | | |
| Payment in Lieu of Taxes on Federal Land | 15.617 | 774 | | 0.00 | 33.19 | 33.19 | 0.00 | 0.00 |
| TOTAL FEDERAL FINANCIAL ASSISTANCE | | | | (\$66,822.35) | \$304,214.67 | \$356,748.52 | \$0.00 | (\$119,356.50) |

NORTHWEST TECHNOLOGY CENTER #V-10
NOTES TO SCHEDULE OF EXPENDITURES OF FEDERAL AWARDS
JUNE 30, 2020

Note A: Basis of Presentation

The accompanying schedule of expenditures of federal awards (the Schedule) includes the federal award activity of Northwest Technology Center, District No. 10 under programs of the federal government for the year ended June 30, 2020. The information in this Schedule is presented in accordance with the requirements of *Title 2 U.S. Code of Federal Regulations Part 220, Uniform Administrative Requirements, Cost Principles and Audit Requirements for Federal Awards* (Uniform Guidance). Because the Schedule presents only a selected portion of the operations of Northwest Technology Center, District No. 10 it is not intended to and does not present financial position, changes in financial position or cash flows.

Note B: Summary of Significant Accounting Policies

Expenditures reported on the Schedule are reported on using the cash basis of accounting. Some amounts presented in the schedule may differ from amounts presented in, or used in the preparation of the basic financial statements. Such expenditures are recognized following the cost principles contained in the Uniform Guidance, where certain types of expenditures are not allowable or are limited as to reimbursement.

Note C: Indirect Cost Rate

Northwest Technology Center, District No. 10 has elected not to use the 10% de minimis indirect cost rate allowed under the Uniform Guidance.

Note D: Subrecipients

Northwest Technology Center, District No. 10 did not have any awards that have been passed through to sub recipients.

NORTHWEST TECHNOLOGY CENTER #V-10
WOODS COUNTY - OKLAHOMA
STUDENT FINANCIAL ASSISTANCE EXPENDITURES
07/01/19 TO 06/30/20

| | <u>DETAIL</u> | <u>TOTALS</u> |
|---|---------------|-----------------------------|
| <u>PELL GRANT PROGRAMS -</u> | | |
| Beginning Accrued Balance Receivable at 6/30/19 | | (\$8,074.00) |
| <u>Allocation Received</u> | | |
| Student Grants (20) | 48,738.68 | |
| Student Grants (19) | 8,074.00 | |
| Administrative Allocation | <u>65.00</u> | <u>56,877.68</u> |
| TOTAL | | 48,803.68 |
| <u>Expenditures</u> | | |
| Student Grants | 48,738.68 | |
| Student Grants Pending | 15,170.00 | |
| Administrative Cost Allowance | <u>65.00</u> | |
| TOTAL | | <u>63,973.68</u> |
| Accrued Balance Receivable at 6/30/20 | | <u><u>(\$15,170.00)</u></u> |

Chas. W. Carroll, P.A.

302 N. Independence
Independence Tower - Suite 103
Enid, Oklahoma 73701

Phone 580-234-5468
Fax 580-234-5425

INDEPENDENT AUDITOR'S REPORT ON INTERNAL CONTROL OVER FINANCIAL REPORTING AND ON COMPLIANCE AND OTHER MATTERS BASED ON AN AUDIT OF FINANCIAL STATEMENTS PERFORMED IN ACCORDANCE WITH GOVERNMENT AUDITING STANDARDS

Honorable Board of Education
Northwest Technology Center #V-10
Woods County, Oklahoma

I have audited in accordance with auditing standards generally accepted in the United States of America and the standards applicable to financial audits contained in *Government Auditing Standards*, issued by the Comptroller General of the United States, the accompanying financial statements of the governmental activities, each major fund and the aggregate remaining fund information of the Northwest Technology Center #V-10, Woods County, Oklahoma, as listed in the Table of Contents, as of and for the year ended June 30, 2020, and the related notes to the financial statements, which collectively comprise the District's basic financial statements and have issued my report thereon dated February 22, 2021.

Internal Control Over Financial Reporting

In planning and performing my audit of the financial statements, I considered the District's internal control over financial reporting (internal control) to determine the audit procedures that are appropriate in the circumstances for the purpose of expressing my opinion on the financial statements, but not for the purpose of expressing an opinion on the effectiveness of the District's internal control. Accordingly, I do not express an opinion on the effectiveness of the District's internal control.

A deficiency in internal control exists when the design or operation of a control does not allow management or employees, in the normal course of performing their assigned functions, to prevent or detect and correct misstatements on a timely basis. A material weakness is a deficiency, or a combination of deficiencies, in internal control such that there is a reasonable possibility that a material misstatement of the District's financial statements will not be prevented, or detected and corrected on a timely basis. A significant deficiency is a deficiency, or a combination of deficiencies, in internal control that is less severe than a material weakness, yet important enough to merit attention by those charged with governance.


My consideration of internal control was for the limited purpose described in the first paragraph of this sections and was not designed to identify all deficiencies in the internal control that might be material weaknesses or significant deficiencies. Given these limitations, during my audit I did not identify any deficiencies in internal control that I consider to be material weaknesses. However, material weaknesses may exist that have not been identified.

Compliance and Other Matters

As part of obtaining reasonable assurance about whether the District's financial statements are free of material misstatement, I performed tests of its compliance with certain provisions of laws, regulations, contracts, and grant agreements, noncompliance with which could have a direct and material effect on the determination of financial statement amounts. However, providing an opinion on compliance with those provisions was not an objective of my audit and, accordingly, I do not express such an opinion. The results of my tests disclosed no instances of noncompliance or other matters that are required to be reported under *Government Auditing Standards*.

Purpose of this Report

The purpose of this report is solely to describe the scope of our testing of internal control and compliance and the results of that testing, and not to provide an opinion on the effectiveness of the District's internal control or on compliance. This report is an integral part of an audit performed in accordance with Government Auditing Standards in considering the District's internal control and compliance. Accordingly, this communication is not suitable for any other purpose.



Chas. W. Carroll, P.A.
February 22, 2021

NORTHWEST TECHNOLOGY CENTER #V-10
ALVA - WOODS COUNTY - OKLAHOMA
JULY 1, 2019 TO JUNE 30, 2020

DISPOSITION OF PRIOR YEAR FINDINGS
JUNE 30, 2020

No reportable conditions were noted during the 2018-19 fiscal.

NORTHWEST TECHNOLOGY CENTER #V-10
ALVA - WOODS COUNTY - OKLAHOMA
JULY 1, 2019 TO JUNE 30, 2020

SCHEDULE OF FINDINGS
JUNE 30, 2020

Section 1 - Summary of Auditor's Results

- A) No reportable conditions, either material or immaterial, were noted or brought to my attention during 2019-20 fiscal year.

NORTHWEST TECHNOLOGY CENTER #V-10
ALVA - WOODS COUNTY - OKLAHOMA
JULY 1, 2019 TO JUNE 30, 2020

PRIOR YEAR AUDIT EXCEPTIONS AND RECOMMENDATIONS

All prior year audit exceptions have since been resolved unless they are presented in the current year audit exceptions and recommendations followed by "A similar exception was presented in the previous year audit report".

NORTHWEST TECHNOLOGY CENTER #V-10
WOODS COUNTY - OKLAHOMA
COMBINING STATEMENT OF CHANGES IN ASSETS AND LIABILITIES -
REGULATORY BASIS - FIDUCIARY FUND - ALVA CAMPUS
07/01/19 TO 06/30/20

| <u>ACCOUNT</u> | <u>07/01/19</u> | <u>REVENUES</u> | <u>ADJUSTMENTS</u> | <u>TRANSFERS</u> | <u>EXPENDITURES</u> | <u>06/30/20</u> |
|---------------------------------|-------------------|---------------------|--------------------|------------------|---------------------|-------------------|
| DAY TUITION | \$0.00 | \$29,247.68 | \$0.00 | \$0.00 | \$29,247.68 | \$0.00 |
| SHORT TERM TUITION | 0.00 | 61,747.66 | 25.00 | | 61,772.66 | 0.00 |
| DAY TUITION (OD) POST SECONDARY | 0.00 | 0.00 | | | 0.00 | 0.00 |
| DAY TUITION (OD) SECONDARY | 0.00 | 0.00 | | | 0.00 | 0.00 |
| FEES | 0.00 | 31,848.00 | | | 31,848.00 | 0.00 |
| INTEREST | 0.00 | 306.61 | | | 306.61 | 0.00 |
| RENTAL OF SCHOOL FACILITIES | 0.00 | 0.00 | | | 0.00 | 0.00 |
| INCUBATOR CLIENT RENT | 0.00 | 0.00 | | | 0.00 | 0.00 |
| SALE OF SURPLUS PROPERTY | 0.00 | 0.00 | | | 0.00 | 0.00 |
| BOOKSTORE REVENUE | 0.00 | 9,185.00 | | | 9,185.00 | 0.00 |
| LIVEWORK | 0.00 | 4,882.88 | | | 4,882.88 | 0.00 |
| LOST OR DAMAGED TEXTBKS/MTLS | 0.00 | 0.00 | | | 0.00 | 0.00 |
| MISCELLANEOUS REIMBURSEMENTS | 0.00 | 0.00 | | | 0.00 | 0.00 |
| VENDING | 2,099.85 | 1,116.00 | | | 376.68 | 2,839.17 |
| STUDENT ORGANIZATIONS | 6,164.24 | 0.00 | | | 630.51 | 5,533.73 |
| STUDENT AID | 0.00 | 4,650.00 | | | 4,650.00 | 0.00 |
| PETTY CASH | 0.00 | 200.00 | | | 200.00 | 0.00 |
| PARTNERS W/ OTHER ORGANIZATION | 0.00 | 0.00 | | | 0.00 | 0.00 |
| TOTALS | \$8,264.09 | \$143,183.83 | \$25.00 | \$0.00 | \$143,100.02 | \$8,372.90 |

NORTHWEST TECHNOLOGY CENTER #V-10
WOODS COUNTY - OKLAHOMA
COMBINING STATEMENT OF ASSETS, LIABILITIES AND
FUND EQUITY - REGULATORY BASIS - FIDUCIARY FUND -
ALVA CAMPUS
07/01/19 TO 06/30/20

| <u>DEPOSITORY</u> | <u>DETAIL</u> | <u>TOTALS</u> |
|--------------------------|---------------|--------------------|
| CASH | 17,632.34 | |
| DEPOSIT IN TRANSIT | <u>50.00</u> | |
| TOTAL DEPOSITORY | | <u>\$17,682.34</u> |
| | | |
| <u>FUND</u> | | |
| LEDGER BALANCE | 8,372.90 | |
| ADD: 2019-20 OUTSTANDING | 9,269.80 | |
| 2018-19 OUTSTANDING | <u>39.64</u> | |
| TOTAL DEPOSITORY | | <u>\$17,682.34</u> |

NORTHWEST TECHNOLOGY CENTER #V-10
WOODS COUNTY - OKLAHOMA
COMBINING STATEMENT OF CHANGES IN ASSETS AND LIABILITIES -
REGULATORY BASIS - FIDUCIARY FUND - FAIRVIEW CAMPUS
07/01/19 TO 06/30/20

| ACCOUNT | 07/01/19 | REVENUES | ADJUSTMENTS | TRANSFERS | EXPENDITURES | 06/30/20 |
|-------------------------------|------------|-------------|-------------|------------|--------------|------------|
| ADULT DAY TUITION IN-DISTRICT | \$0.00 | \$2,209.00 | \$0.00 | (\$226.00) | \$1,983.00 | \$0.00 |
| SHORT TERM TUITION | 0.00 | 72,811.20 | | | 72,811.20 | 0.00 |
| DAY TUITION OUT-OF-DISTRICT | 0.00 | 0.00 | | | 0.00 | 0.00 |
| SECONDARY OUT-OF-DISTRICT | 0.00 | 0.00 | | | 0.00 | 0.00 |
| FEES | 0.00 | 10,241.00 | | 226.00 | 10,467.00 | 0.00 |
| INTEREST | 0.00 | 52.52 | 13.36 | | 65.88 | 0.00 |
| RENTAL OF SCHOOL FACILITIES | 0.00 | 450.00 | | | 450.00 | 0.00 |
| INCUBATOR CLIENT RENT | 0.00 | 0.00 | | | 0.00 | 0.00 |
| SALE OF SURPLUS PROPERTY | 0.00 | 0.00 | | | 0.00 | 0.00 |
| BOOKSTORE REVENUE | 0.00 | 7,980.25 | | | 7,980.25 | 0.00 |
| LIVEWORK | 0.00 | 885.92 | | | 885.92 | 0.00 |
| LOST OR DAMAGED TEXTBOOKS | 0.00 | 0.00 | | | 0.00 | 0.00 |
| MISCELLANEOUS REIMBURSEMENT | 0.00 | 0.00 | | | 0.00 | 0.00 |
| VENDING | 339.44 | 678.90 | | | 947.48 | 70.86 |
| STUDENT ORGANIZATIONS | 998.77 | 2,560.18 | | | 2,184.26 | 1,374.69 |
| STUDENT AID | 0.00 | 1,710.00 | | | 1,710.00 | 0.00 |
| PETTY CASH | 0.00 | 200.00 | | | 200.00 | 0.00 |
| PARTNERSHIPS W/ ORGANIZATIONS | 0.00 | 0.00 | | | 0.00 | 0.00 |
| TOTALS | \$1,338.21 | \$99,778.97 | \$13.36 | \$0.00 | \$99,684.99 | \$1,445.55 |

NORTHWEST TECHNOLOGY CENTER #V-10
 WOODS COUNTY - OKLAHOMA
 COMBINING STATEMENT OF ASSETS, LIABILITIES AND
 FUND EQUITY - REGULATORY BASIS - FIDUCIARY FUND -
 FAIRVIEW CAMPUS
 07/01/19 TO 06/30/20

| <u>DEPOSITORY</u> | <u>DETAIL</u> | <u>TOTALS</u> |
|------------------------------------|-----------------|--------------------------|
| CASH | <u>8,269.15</u> | |
| TOTAL DEPOSITORY | | <u><u>\$8,269.15</u></u> |
| | | |
| <u>FUND</u> | | |
| LEDGER BALANCE | 1,445.55 | |
| ADD: 2018-19 OUTSTANDING | 6,818.10 | |
| ADJ: JUNE 2020 INTEREST NOT POSTED | <u>5.50</u> | |
| TOTAL DEPOSITORY | | <u><u>\$8,269.15</u></u> |

NOTES TO OTHER SUPPLEMENTARY INFORMATION

The other supplemental schedules of Northwest Technology Center #V-10 have been prepared on a statutory basis of accounting. Accordingly, the accompanying financial statements are not intended to present financial position and results of operations in conformity with generally accepted accounting principles. The accounting policies are prescribed by the State Board of Career and Technology Education and conform to the system of accounting authorized by the State of Oklahoma. The following is a summary of the more significant accounting policies:

A. Fund Accounting

The Schedules use funds and account groups to present the District's financial position and the results of its operations. Fund accounting is designed to demonstrate legal compliance and to aid financial management by segregating transactions related to certain district functions or activities.

A fund is a separate accounting entity with a self-balancing set of accounts. An account group, on the other hand, is a financial reporting device designed to provide accountability for certain assets and liabilities that are not recorded in the funds because they do not directly affect net expendable available financial resources.

Funds are classified into three categories; governmental, proprietary and fiduciary. Each category, in turn, is divided into separate "fund types".

The following funds are utilized by the Northwest Technology Center #V-10.

Governmental Fund Types -

Fiduciary Fund Types -

General Fund
Special Revenue Fund

Trust and Agency Fund

Governmental Fund Types

Governmental funds are used to account for all or most of a government's general activities, including the collection and disbursement of earmarked monies (special revenue funds), the acquisition or construction of general fixed assets (capital projects funds), and the servicing of general long-term debt (debt service funds).

General Fixed Asset Account Group - This account group is used to account for property, plant and equipment of the District. Land, buildings, nonstructural improvements, and all other physical assets in all funds are considered expenditures in the year of acquisition and are not recorded as assets for financial statements purposes. The District does not present the General Fixed Asset Account Group.

Memorandum Only - Total Column

The total column on the general purpose financial statements is captioned "memorandum only" to indicate that it is presented only to facilitate financial analysis. Data in this column does not present financial position, results of operations or cash flows in conformity with generally accepted accounting principles. Neither is such data comparable to a consolidation. Inter-fund eliminations have not been made in the aggregation of this data.

NOTES TO OTHER SUPPLEMENTARY INFORMATION

B. Basis of Presentation

Basis of accounting refers to when revenues and expenditures are recognized in the accounts and reported in the financial statements. Basis of accounting relates to the timing of the measurements made, regardless of the measurement focus applied.

All governmental and expendable trust funds are accounted for using the statutory basis of accounting. Revenues, except for certain grant revenues, are recognized when they are received rather than earned. Under the Statutory basis of accounting, expenditures are generally recognized when encumbered/ reserved rather than at the time the related fund liability is incurred. Fiduciary type funds are accounted for using the cash basis of accounting. These practices differ from generally accepted accounting principles.

C. Encumbrances

Encumbrances represent commitments related to unperformed contracts for goods or services. Encumbrance accounting--under which purchase orders and other commitments of resources are recorded as expenditures of the applicable fund--is utilized in all governmental funds of the District. Appropriations not used or encumbered lapse at the end of the year.

D. Assets, Liabilities and Fund Equity

Cash and Cash Equivalents - The District considers all cash on hand, demand deposits and highly liquid investments, with an original maturity of three months or less when purchased, to be cash and cash equivalents.

Investments - Investments consist of certificates of deposits issued by banks with maturities greater than three months when purchased. All investments are recorded at cost, which approximates market value.

Inventories - The value of consumable inventories at June 30, 2020 are not presented in accordance with the statutory basis of accounting.

Fixed Assets and Property, Plant and Equipment - The General Fixed Asset Account Group is not presented.

NORTHWEST TECHNOLOGY CENTER #V-10
WOODS COUNTY - OKLAHOMA
SCHEDULE OF ACCOUNTANT'S PROFESSIONAL
LIABILITY INSURANCE AFFIDAVIT
JULY 1, 2019 TO JUNE 30, 2020

STATE OF OKLAHOMA)
)
COUNTY OF GARFIELD)


The undersigned auditing firm of lawful age, being first duly sworn on oath says that said firm had in full force and effect Accountant' Professional Liability Insurance in accordance with the "Oklahoma Public School Audit Law" at the time of the audit contract and during the entire audit engagement with the Northwest Technology Center #V-10, Woods County, Oklahoma, for the audit year 2019-20.

Chas. W. Carroll, P.A.
Auditing Firm

By: *Chas. W. Carroll*

Subscribed and sworn to before me this 22nd day of February, 2021.

Sam S. Melvin
Notary Public



My commission expires January 29, 2024.