

REPORT OF AUDIT

NORTHWEST TECHNOLOGY CENTER #V-10

ALVA - WOODS COUNTY - OKLAHOMA

JULY 1, 2017 TO JUNE 30, 2018

# NORTHWEST TECHNOLOGY CENTER #V-10

## Table of Contents

---

	<u>Page</u>
<b>SCHOOL DISTRICT OFFICIALS</b>	
<b>INDEPENDENT AUDITOR'S REPORT</b>	1 - 2
<b>REQUIRED SUPPLEMENTARY INFORMATION</b>	
Management's Discussion and Analysis (Unaudited)	3 - 9
<b>BASIC FINANCIAL STATEMENTS</b>	
<b><i>Government-wide Financial Statements</i></b>	
Statement of Net Position	10
Statement of Activities	11
<b><i>Fund Financial Statements - Governmental Funds</i></b>	
Balance Sheet - Governmental Funds	12
Statement of Revenues, Expenditures and Changes in Fund Balances-Governmental Funds	13
Reconciliation of Statement of Revenues, Expenditures and Changes Fund Balances to Statement of Activities	14
Notes to Financial Statements	15 - 31
<b>REQUIRED SUPPLEMENTARY INFORMATION</b>	
Budgetary Comparison Schedule - General Fund (Unaudited)	32
Budgetary Comparison Schedule - Building Fund (Unaudited)	33
Schedule of District's Proportionate Share of Net Pension Liability (Unaudited) Teachers' Retirement Plan	34
Schedule of District's Contributions (Unaudited) - Teachers' Retirement Plan	35
Schedule of District's Proportionate Share of Net OBEF Liability (Asset) (Unaudited)	36
Schedule of District's Contributions (Unaudited) - OPEB	37
Notes to Required Supplementary Information	38
<b>OTHER SUPPLEMENTARY INFORMATION</b>	
Schedule of Expenditures of Federal Awards	39
Notes to Schedule of Expenditures of Federal Awards	40
Schedule of Student Financial Assistance	41
<b>SINGLE AUDIT</b>	
Independent Auditor's Report on Compliance and on Internal Control Over Financial Reporting Based on an Audit of Financial Statements Performed in Accordance with <i>Government Auditing Standards</i>	42 - 43
Disposition of Prior Year Findings	44
Schedule of Findings	45
Prior Year Audit Exceptions and Recommendations	46
<b>OTHER INFORMATION</b>	
Statement of Revenues, Expenditures and Fund Balances - Activity Fund - Alva Campus - Regulatory Basis	47
Reconciliation Statement - Activity Fund - Alva Campus - Regulatory Basis	48
Cash Statement - Activity Fund - Alva Campus - Regulatory Basis	49
Statement of Revenues, Expenditures and Fund Balances - Activity Fund - Fairview Campus - Regulatory Basis	50
Reconciliation Statement - Activity Fund - Fairview Campus - Regulatory Basis	51
Cash Statement - Activity Fund - Fairview Campus - Regulatory Basis	52
Notes to Other Supplementary Information	53 - 54
Schedule of Accountants' Professional Liability Insurance Affidavit	55

NORTHWEST TECHNOLOGY CENTER #V-10  
ALVA - WOODS COUNTY - OKLAHOMA  
JULY 1, 2017 TO JUNE 30, 2018

OFFICERS

STANLEY KLINE	PRESIDENT
ELDEN EDENFIELD	VICE-PRESIDENT
RANDY REED	CLERK
TERRY RYEL	MEMBER
LARY WEEKS	MEMBER
DAVID MANNING, County Treasurer	TREASURER
GINA KENDRICK	CHIEF FINANCIAL OFFICER
DAREN SLATER	ASST. SUPERINTENDENT
COLT SHAW	ASST. SUPERINTENDENT
GERALD W. HARRIS	SUPERINTENDENT

AUDIT BY

PATRICK W. CARROLL  
CERTIFIED PUBLIC ACCOUNTANT

CERTIFICATE #4081

# Chas. W. Carroll, P.A.

302 N. Independence  
Independence Tower - Suite 103  
Enid, Oklahoma 73701

Phone 580-234-5468  
Fax 580-234-5425

## INDEPENDENT AUDITOR'S REPORT

The Honorable Board of Education  
Northwest Technology Center #V-10  
Woods County, Oklahoma

I have audited the accompanying financial statements of the governmental activities, each major fund and the aggregate remaining fund information of the Northwest Technology Center #V-10, Woods County, Oklahoma, as of and for the year ended June 30, 2018, and the related notes to the financial statements, which collectively comprise the District's basic financial statements as listed in the table of contents.

### **Management's Responsibility for the Financial Statements**

Management is responsible for the preparation and fair presentation of these financial statements in accordance with accounting principles generally accepted in the United States of America; this includes the design, implementation, and maintenance of internal control relevant to the preparation and fair presentation of financial statements that are free from material misstatement, whether due to fraud or error.

### **Auditor's Responsibility**

My responsibility is to express opinions on these financial statements based on my audit. I conducted my audit in accordance with auditing standards generally accepted in the United States of America and *Government Auditing Standards*, issued by the Comptroller General of the United States. Those standards require that I plan and perform the audit to obtain reasonable assurance about whether the financial statements are free from material misstatement.

An audit involves performing procedures to obtain audit evidence about the amounts and disclosures in the financial statements. The procedures selected depend on the auditor's judgment, including the assessment of the risks of material misstatement of the financial statements, whether due to fraud or error. In making those risk assessments, the auditor considers internal control relevant to the entity's preparation and fair presentation of the financial statements in order to design audit procedures that are appropriate in the circumstances, but not for the purpose of expressing an opinion on the effectiveness of the entity's internal control. Accordingly, I express no such opinion. An audit also includes evaluating the appropriateness of accounting policies used and the reasonableness of significant accounting estimates made by management, as well as evaluating the overall presentation of the financial statements.

I believe that the audit evidence I have obtained is sufficient and appropriate to provide a basis for my audit opinions.

### **Opinions**

In my opinion, the financial statements referred to above present fairly, in all material respects, the respective financial position of the governmental activities, each major fund, and the aggregate remaining fund information of the District, as of June 30, 2018, and the respective changes in financial position for year then ended in accordance with accounting principles generally accepted in the United States of America.

## Other Matters

### Required Supplementary Information

Accounting principles generally accepted in the United States of American require that the management's discussion and analysis and budgetary comparison information on pages 3-9 and 32-33 be presented to supplement the basic financial statements. Such information, although not a part of the basic financial statements, is required by the Governmental Accounting Standards Board, who considers it to be an essential part of financial reporting for placing the basic financial statements in an appropriate operational, economic, or historical context. I have applied certain limited procedures to the required supplementary information in accordance with auditing standards generally accepted in the United States of America, which consisted of inquiries of management about the methods of preparing the information and comparing the information for consistency with management's responses to my inquiries, the basic financial statements, and other knowledge I obtained during my audit of the basic financial statements. I do not express an opinion or provide any assurance on the information because the limited procedures do not provide me with sufficient evidence to express an opinion or provide any assurance.

### **Other Information**

My audit was conducted for the purpose of forming opinions on the financial statements that collectively comprise the District's basic financial statements. The introductory section, combining and individual nonmajor fund financial statements, and statistical section, are presented for purposes of additional analysis and are not a required part of the basic financial statements. The schedule of expenditures of federal awards is presented for purposes of additional analysis as required by Title 2 U.S. Code of Federal Regulations (CFR) Part 200, *Uniform Administrative Requirements, Cost Principles, and Audit Requirements for Federal Awards*, and is also not a required part of the basic financial statements.

The schedule of expenditures of federal awards and combining and individual nonmajor fund financial statements are the responsibility of management and were derived from and relate directly to the underlying accounting and other records used to prepare financial statements. Such information has been subjected to the auditing procedures applied in the audit of the basic financial statements and certain additional procedures, including comparing and reconciling such information directly to the underlying accounting and other records used to prepare the basic financial statements or to the basic financial statements themselves, and other additional procedures in accordance with auditing standards generally accepted in the United States of America. In my opinion, the combining and individual nonmajor fund financial statements and the schedule of expenditures of federal awards are fairly stated, in all material respects, in relation to the basic financial statements as a whole.

The introductory and statistical sections have not been subjected to the auditing procedures applied in the audit of the basic financial statements and, accordingly I do not express an opinion or provide any assurance on them.

### **Other Reporting Required by Government Auditing Standards**

In accordance with *Government Auditing Standards*, I have also issued my report dated March 4, 2019 on my consideration of the District's internal control over financial reporting and on my tests of its compliance with certain provisions of laws, regulations, contracts, and grant agreements, and other matters. The purpose of that report is to describe the scope of my testing of internal control over financial reporting and compliance and the results of that testing, and not to provide an opinion on the internal control over financial reporting or on compliance. That report is an integral part of an audit performed in accordance with *Government Auditing Standards* and should be considered in assessing the results of my audit.



Chas. W. Carroll, P.A.

March 4, 2019

**NORTHWEST TECHNOLOGY CENTER #V-10  
MANAGEMENT'S DISCUSSION AND ANALYSIS (UNAUDITED)  
JUNE 30, 2018**

---

Our discussion and analysis of the Northwest Technology Center, School District #V-10's, performance provides an overview of the School District's financial activities for the year ended June 30, 2018. Please read it in conjunction with the District's financial statements, which immediately follows this section.

**USING THIS ANNUAL REPORT**

This annual report consists of a series of financial statements. The Statement of Net Position and the Statement of Activities provide information about the activities of the School District as a whole and present a longer-term view of the School District's finances. Fund financial statements report the School District's operations in more detail than the government-wide statements by providing information about the School District's most significant funds. For governmental activities, the fund statements tell how these services were financed in the short term as well as what remains for future spending.

**Northwest Technology Center (the District)**

The District is a part of the public CareerTech system of Oklahoma, under the direction and control of the Oklahoma State Board of Career and Technology Education. The District has two campuses – Alva and Fairview. The District serves eight public school districts, including Aline-Cleo, Alva, Canton, Cherokee (joined FY 2012), Fairview, Freedom Ringwood and Waynoka. The District encompasses all of Woods County plus parts of Alfalfa, Blaine, Dewey, Harper, Major and Woodward counties.

The District has three basic areas or types of instruction:

*Full-Time Programs* – The District offers 16 full-time programs. These programs are designed to lead to industry certifications, licenses, employment, and/or continuing education.

*Adult and Career Development* – These classes are designed around specific curriculum and are designed to provide an introduction to or enhance knowledge of specific topics.

*Business and Industry Services* – This division strives to meet the training and development needs of business and industry including their safety training needs.

During fiscal year 2017-2018, the District served 243 students in full-time programs. There were 14,169 students served through industry specific, safety, training for existing industry and firefighter training and 568 adults in adult and career development classes.

**FINANCIAL HIGHLIGHTS**

The District's financial status improved from the last year. Total net position increased 14 percent. This increase is primarily due to decrease on net pension liability and related deferred inflows.

- Overall revenues were \$9 million and overall expenses were \$7.8 million
- The District decreased its outstanding long-term debt \$564,000.
- The District's share of the cost sharing retirement plan net pension obligation decreased long-term liabilities \$1.1 million.

## **Reporting the School District as a Whole**

### **The Statement of Net Position and the Statement of Activities**

One of the most important questions asked about the School District's finances is, "Is the School District as a whole better off or worse off as a result of the year's activities?" The Statement of Net Position and the Statement of Activities report information about the School District as a whole and about its activities in a way that helps answer this question. These statements include *all* assets and liabilities using the accrual basis of accounting, which is similar to the accounting used by most private-sector companies. All of the current year's revenues and expenses are taken into account regardless of when cash is received or paid.

These two statements report the School District's net position and changes in them. You can think of the School District's net position – the difference between assets and liabilities – as one way to measure the School District's financial health, or financial position. Over time, increases or decreases in the School District's net position are an indicator of whether its financial health is improving or deteriorating.

In the Statement of Net Position and the Statement of Activities, we report the following:

Governmental activities – The School District's basic services are reported here, including the educational activities for daytime high school and adults, short term training for adults, services and training for business and industry, and general administration. Also, the School District charges a fee to customers to help defray expenses involved in providing the services for Bookstore activities.

## **Reporting the School District's Most Significant Funds**

### **Fund Financial Statements**

Some funds are required to be established by State law and by bond covenants. All of the School District's basic services are reported in governmental funds, which focus on how money flows into and out of those funds and the balances left at year-end that are available for spending. These funds are reported using an accounting method called modified accrual accounting, which measures cash and all other financial assets that can readily be converted to cash. The governmental fund statements provide a detailed short-term view of the School District's general operations and the basic services it provides. Governmental fund information helps you determine whether there are more or fewer financial resources that can be spent in the near future to finance the School District's programs. We describe the relationship (or differences) between governmental activities (reported in the Statement of Net Position and the Statement of Activities) and governmental funds in reconciliation at the bottom of the fund financial statements.

The financial statements also include notes that explain some of the information in the statements and provide more detailed data. The statements are followed by a section of required and other supplementary information that further explains and supports the financial statements with a comparison of the District's budget for the year.

**NORTHWEST TECHNOLOGY CENTER #V-10**  
**MANAGEMENT'S DISCUSSION AND ANALYSIS (UNAUDITED)**  
**JUNE 30, 2018**

---

**THE SCHOOL DISTRICT AS A WHOLE**

	<u>2017</u>	<u>2018</u>
Current and Other Assets	\$ 6,786,737	\$ 7,637,406
Capital Assets	<u>9,907,688</u>	<u>9,948,416</u>
Total Assets	<u>\$ 16,694,425</u>	<u>\$ 17,585,822</u>
Deferred Outflows of Resources	<u>1,942,272</u>	<u>1,212,305</u>
Long-term Liabilities	\$ 2,659,867	\$ 2,095,699
Other Liabilities	632,839	671,916
Net Pension Liability	6,716,582	5,595,286
Total Liabilities	\$ 10,009,288	\$ 8,362,901
Deferred Inflows of Resources	<u>155,306</u>	<u>738,846</u>
Net Position		
Invested in capital assets, net of debt	\$ 6,996,191	\$ 7,597,059
Restricted	2,595,709	3,024,723
Unrestricted	<u>(1,119,797)</u>	<u>(925,402)</u>
Total Net Position	<u>\$ 8,472,103</u>	<u>\$ 9,696,380</u>

**Net Position.** The District's combined net assets, were more on June 30, 2018, than they were the year before – increasing by 14% from \$8.5 million to \$9.7 million. Most of this increase is mainly due to the increase in capital assets investment. The decrease in noncurrent liabilities is primarily due to the net pension liability for the District's portion of the unfunded liability of the Teachers Retirement System.

For the years ended June 30, 2018 and 2017, net position changed as follows:



**NORTHWEST TECHNOLOGY CENTER #V-10**  
**MANAGEMENT'S DISCUSSION AND ANALYSIS (UNAUDITED)**  
**JUNE 30, 2018**

	<u>2017</u>	<u>2018</u>	<u>Percent</u>
Beginning net position	\$ 6,611,083	8,472,103	<u>Change</u>
Revenues			
Program revenues			
Charges for services	368,845	375,737	
Operating Grants /contributions	418,378	382,935	
General revenues			
Property taxes	6,006,416	6,134,832	
Federal and State grants	2,159,277	2,150,145	
Loss from disposals	-	(31,078)	
Investment earnings	61,164	90,390	
Other Revenue	23,431	(28,402)	
Total revenues	<u>\$ 9,037,511</u>	<u>\$ 9,074,559</u>	<u>0.41%</u>
Expenses			
Program expenses			
Instruction	\$ 3,263,137	\$ 3,580,562	
Support services	3,382,976	3,626,503	
Non-instruction	49,601	189,758	
Interest on long-term debt	59,922	49,254	
Depreciation-unallocated	426,783	450,918	
Total expenses	<u>\$ 7,182,419</u>	<u>\$ 7,896,995</u>	<u>9.95%</u>
Increase (Decrease) in net position	<u>1,855,092</u>	<u>1,177,564</u>	<u>-36.52%</u>
Ending net position	<u>\$ 8,466,175</u>	<u>\$ 9,649,667</u>	<u>13.98%</u>

**Changes in Net Position.** The District's total revenues increased 0.41 percent. Property taxes accounted for most of the increase. Property taxes accounted for 67 percent of the District's collections. Another 4 percent came from tuition and fees.

Total revenues surpassed expenses, increasing net position \$1.2 over the past year.

The District's total expenditures increased by 10 percent to \$7.9 million. The District's expenses are primarily related to education, training and support of students and business clients.

**Governmental Activities**

To aid in the understanding of the Statement of Activities some additional explanation is provided. Of particular interest is the format that is significantly different than a typical Statement of Revenues, Expenses, and Changes in Fund Balance. You will notice that expenses are listed in the first column with revenues from that particular program reported to the right. The result is a Net (Expense)/Revenue. The reason for this kind of format is to highlight the relative financial burden of each of the functions on the School District's taxpayers. It also identifies how much each function draws from the general revenues or if it is self-financing through fees and grants. Some of the individual line item revenues reported for each function are:

District Sources of Revenue:

**NORTHWEST TECHNOLOGY CENTER #V-10**  
**MANAGEMENT'S DISCUSSION AND ANALYSIS (UNAUDITED)**  
**JUNE 30, 2018**

Ad Valorem property tax	Taxes for current year and prior years, revenue in lieu of taxes
Interest	Interest earning of investments and taxes
Tuition and Fees	Tuition and fees for Full-time adult classes, Short-term adult classes, Safety Training, Industry Specific, Assessment and Health Certification
Local Sources	Local grants, district contracts, rental of school facilities and property, sale of surplus equipment, bookstore revenue, reimbursement for insurance loss recoveries, damages to school property, and rebates,.
State Revenue	Formula operation, Existing Industry Initiative, training for industry programs, Safety Training, Welfare to Work, and Firefighter Training.
Federal Revenue - Grants	TANF Grant and Carl Perkins Grants
Federal Revenue	- PELL Grants

**THE SCHOOL DISTRICT'S FUNDS**

The following schedule presents a summary of general, special revenue (building fund), other governmental fund (activity fund), and expenditures for the fiscal year ended June 30, 2018 and 2017.

<b>Revenues:</b>	<b>2017</b>		<b>2018</b>	
	<u>Amount</u>	<u>Percent of Total</u>	<u>Amount</u>	<u>Percent of Total</u>
Property Taxes	\$ 5,814,338	67.79%	\$ 5,722,606	68.04%
Interest	61,164	0.71%	90,390	1.07%
Tuition and Fees	274,562	3.20%	281,332	3.35%
State Revenue	1,624,380	18.94%	1,677,821	19.95%
Federal Sources	353,039	4.12%	214,842	2.55%
Miscellaneous	449,849	5.24%	423,350	5.03%
<b>Total Revenues</b>	<b><u>\$ 8,577,332</u></b>	<b><u>100%</u></b>	<b><u>\$ 8,410,341</u></b>	<b><u>100%</u></b>

**Expenditures**

Instruction	Expenditures for direct classroom activities
Support Services	Expenditures for administrative, technical and logistical support to facilitate and enhance education.
Non-Instructional Services	Activities concerned with providing non-instructional services to students, staff, or community.

**NORTHWEST TECHNOLOGY CENTER #V-10  
MANAGEMENT'S DISCUSSION AND ANALYSIS (UNAUDITED)  
JUNE 30, 2018**

---

Facilities

Activities involved with the acquisition of land buildings; remodeling buildings; the construction of buildings and additions to buildings; initial installation or extension of service systems and other built-in equipment; improvements to sites; and equipment. These expenditures are included below in capital outlay and debt service.

	2017	Percent	2018	Percent
Expenditures:	<u>Amount</u>	<u>of Total</u>	<u>Amount</u>	<u>of Total</u>
Instruction	3,271,615	43.57%	3,322,312	40.95%
Support Services	3,343,112	44.52%	3,631,510	44.76%
Capital Outlay and Debt Service	685,071	9.12%	997,662	12.30%
Student Financial Aid	-	0.00%	0	0.00%
Other Outlays	<u>165,112</u>	<u>2.20%</u>	<u>99,802</u>	<u>1.23%</u>
<b>Total Expenditures</b>	<b><u>\$ 7,508,931</u></b>	<b><u>100.00%</u></b>	<b><u>\$ 8,113,925</u></b>	<b><u>100.00%</u></b>

**GENERAL FUND BUDGETARY HIGHLIGHTS**

The District was able to have a \$3.4 million general fund budgetary balance at the end of the fiscal year. No amendments were filed to the budget for the year.

**CAPITAL ASSETS**

At the end of June 30, 2018, the School District had \$14.4 million invested in capital assets (see table below). This represents a net increase of \$460,000 or 3.3 percent, over the previous fiscal year.

	2018	2017
Land	\$ 183,860	\$ 183,860
Construction in Progress	34,716	-
Buildings and Improvements	11,854,800	11,654,305
Equipment & Autos	<u>2,354,261</u>	<u>2,128,903</u>
TOTALS	<b><u>\$ 14,427,637</u></b>	<b><u>\$ 13,967,068</u></b>

See Note 7 for additional information on capital assets.

**LONG-TERM LIABILITIES**

**Equipment Lease/Purchase Agreements**

**NORTHWEST TECHNOLOGY CENTER #V-10  
MANAGEMENT'S DISCUSSION AND ANALYSIS (UNAUDITED)  
JUNE 30, 2018**

---

On August 12, 2014, the District entered in a equipment lease/purchase agreement with Woods County Industrial Development Authority (the Authority). The agreement called for the Authority to issue \$4,000,000 in lease/purchase funds. The proceeds were used to partially fund the construction additions on the Fairview and Alva Campus.

By the terms of the agreement, the lease payments are guaranteed with the District's ad valorem collections. The payment is \$616,623.18 per year for seven (7) years. The amount of the capitalized lease at June 30, 2018 was \$2,351,357.

See Note 3 for additional information on long-term liabilities.

**Net Pension Liability**


The District's share of the Teachers' Retirement System's net pension liability as of June 30, 2018 was \$5,595,286. This was a decrease of \$1.1 million from the prior year (2017) primarily due to investment gains in 2017 primarily from a rebound in equity markets, which was the measurement year for the net pension liability as of June 30, 2018. See Note 4 for additional information on the net pension liability.

**CONTACTING THE SCHOOL DISTRICT'S FINANCIAL MANAGEMENT**

This financial report is designed to provide our citizens, taxpayers, customers, and creditors with a general overview of Northwest Technology Center's financial position to show accountability for the money it receives. If you have questions about this report or need additional financial information, contact the Superintendent's Office at Northwest Technology Center, 1801 Eleventh Street, Alva, OK 73717.



Daren Slater, Superintendent



Gina Kendrick, Business Manager

**NORTHWEST TECHNOLOGY CENTER #V-10**  
**STATEMENT OF NET POSITION**  
**JUNE 30, 2018**

	<u>Governmental Activities</u>
<b>ASSETS</b>	
Cash and cash investments	\$ 6,426,014
Property taxes receivable (net)	1,024,997
Due from other governments	131,324
Other receivables	17,387
Nondepreciated capital assets	218,576
Depreciated capital assets, net of depreciation	9,729,840
Net OPEB Asset	<u>37,684</u>
Total assets	<u>17,585,822</u>
<b>DEFERRED OUTFLOWS OF RESOURCES</b>	
Deferred outflows of resources related to pensions	<u>1,212,305</u>
<b>LIABILITIES</b>	
Accounts payable and other current liabilities	54,810
Accrued interest payable	40,801
Long-term obligations	
Due within one year	576,305
Due beyond one year	<u>7,690,985</u>
Total liabilities	<u>8,362,901</u>
<b>DEFERRED INFLOWS OF RESOURCES</b>	
Deferred oinflows of resources related to pensions	<u>738,846</u>
<b>NET POSITION</b>	
Net Investment in capital assets	7,597,059
Restricted for:	
Buildings	3,013,127
School organizations	11,596
Unrestricted	<u>(925,402)</u>
<b>Total Net Position</b>	<u><u>\$ 9,696,380</u></u>

See Notes to Financial Statements

**NORTHWEST TECHNOLOGY CENTER #V-10  
STATEMENT OF ACTIVITIES  
YEAR ENDED JUNE 30, 2018**

Functions/programs	Program Revenues		Net (Expense) Revenue and Changes in Net position
	Charges for Services	Operating Grants and Contributions	
Governmental activities:			
Instruction	\$ 3,580,562	\$ 380,875	\$ (2,890,913)
Support services	3,626,503	-	(3,626,503)
Non-instruction services	192,249	2,060	(123,226)
Interest on long-term debt	46,763	-	(46,763)
Depreciation - unallocated	450,918	-	(450,918)
Total school district	\$ 7,896,995	\$ 382,935	(7,138,323)
General revenues:			
Taxes			
Property taxes, levied for general purposes			4,717,263
Property taxes, levied for building purposes			1,417,569
Other taxes			7,429
State aid - formula grants			1,921,178
Federal aid - formula grants			228,967
Loss from asset disposal			(22,872)
Other revenue			2,676
Interest income			90,390
Total general revenues			8,362,600
Change in Net position			1,224,277
Net position, beginning of year, as restated			8,472,103
Net position, end of year			\$ 9,696,380

See Notes to Financial Statements

**NORTHWEST TECHNOLOGY CENTER #V-10**  
**BALANCE SHEET - GOVERNMENTAL FUNDS**  
**JUNE 30, 2018**

	General Fund	Building Fund	Other Governmental Fund Activity Fund	Totals Governmental Funds
<b>ASSETS</b>				
Cash	\$ 19,743	\$ 2,676	\$ 11,596	\$ 34,015
Investments	3,550,400	2,841,599	-	6,391,999
Property taxes receivable, net	787,622	237,375	-	1,024,997
Other receivables	10,638	-	-	10,638
Due from other governments	131,079	6,994	-	138,073
<b>Total assets</b>	<b>\$ 4,499,482</b>	<b>\$ 3,088,644</b>	<b>\$ 11,596</b>	<b>\$ 7,599,722</b>
<b>LIABILITIES, DEFERRED INFLOWS OF RESOURCES, AND FUND BALANCES</b>				
<b>Liabilities</b>				
Accounts payable and accrued liabilities	\$ 20,094	34,716	-	54,810
<b>Total liabilities</b>	<b>20,094</b>	<b>34,716</b>	<b>-</b>	<b>54,810</b>
<b>Deferred Inflows of resources:</b>				
Deferred property taxes	738,949	222,686	-	961,635
Deferred grant revenue	105,787	-	-	105,787
<b>Total deferred inflows of resources</b>	<b>844,736</b>	<b>222,686</b>	<b>-</b>	<b>1,067,422</b>
<b>Fund balances</b>				
Restricted	-	2,745,859	-	2,745,859
Committed	-	-	11,073	11,073
Assigned	3,570,143	85,383	523	3,656,049
Unassigned	64,509	-	-	64,509
<b>Fund balances, end of year</b>	<b>3,634,652</b>	<b>2,831,242</b>	<b>11,596</b>	<b>6,477,490</b>
<b>Total liabilities, deferred inflows of resources and fund balances</b>	<b>\$ 4,499,482</b>	<b>\$ 3,088,644</b>	<b>\$ 11,596</b>	
Amounts reported for governmental activities in the statement of net assets are different because:				
Capital assets used in governmental activities are not financial resources and therefore are not reported as assets in governmental funds. The cost of the assets is \$14,427,636 and the accumulated depreciation is \$4,479,220				9,948,416
Property taxes receivable and other receivables will be collected after year-end, but are not available soon enough to pay for the current period's expenditures, and therefore are deferred in the funds				1,067,422
Net OPEB asset is not a financial resource so is not reported in the funds				37,684
Net pension obligation is not due and payable in the current period and, therefore is not reported in the funds				(5,595,286)
Deferred outflows and inflows of resources related to pensions are applicable to future periods and therefore, are not reported in the funds. This includes deferred outflows of \$1,212,305 and deferred inflows of \$738,846				473,459
Long-term liabilities, including capital leases, are not due and payable in the current period and therefore are not reported as liabilities in the funds. Long-term liabilities at year-end consist of:				
Capital lease payable			\$ (2,351,357)	
Accrued interest			(40,801)	
Compensated absences			(320,647)	(2,712,805)
<b>Total net assets - governmental activities</b>				<b>\$ 9,696,380</b>

See Notes to Financial Statements

**NORTHWEST TECHNOLOGY CENTER #V-10**  
**STATEMENT OF REVENUES, EXPENDITURES, AND CHANGES IN FUND BALANCES - GOVERNMENTAL FUNDS**  
**YEAR ENDED JUNE 30, 2018**

	General Fund	Building Fund	Other Governmental Fund Activity Fund	Totals Governmental Funds
<b>Revenues</b>				
Property taxes	\$ 4,397,543	\$ 1,325,063	\$ -	\$ 5,722,606
Interest	47,604	42,534	252	90,390
Tuition and fees	281,332	-	-	281,332
State revenue	1,675,976	1,845	-	1,677,821
Federal revenue	214,835	7	-	214,842
Other	99,065	75	324,210	423,350
<b>Total revenues</b>	<b>6,716,355</b>	<b>1,369,524</b>	<b>324,462</b>	<b>8,410,341</b>
<b>Expenditures</b>				
Current				
Instruction	2,994,960	-	327,352	3,322,312
Support services	3,486,952	144,558	-	3,631,510
Non-instruction services	62,639	-	-	62,639
Capital outlay	104,865	276,174	-	381,039
Other outlays	97,311	2,491	-	99,802
Debt service	-	-	-	-
Interest paid	-	56,483	-	56,483
Principal retirement	-	560,140	-	560,140
<b>Total expenditures</b>	<b>6,746,727</b>	<b>1,039,846</b>	<b>327,352</b>	<b>8,113,925</b>
<b>Net Change in Fund Balance</b>	<b>(30,372)</b>	<b>329,678</b>	<b>(2,890)</b>	<b>296,416</b>
<b>Beginning fund balance</b>	<b>3,665,024</b>	<b>2,501,564</b>	<b>14,486</b>	<b>6,181,074</b>
<b>Ending fund balance</b>	<b>\$ 3,634,652</b>	<b>\$ 2,831,242</b>	<b>\$ 11,596</b>	<b>\$ 6,477,490</b>

See Notes to Financial Statements



**NORTHWEST TECHNOLOGY CENTER #V-10  
 RECONCILIATION OF STATEMENT OF REVENUES, EXPENDITURES, AND CHANGES IN FUND BALANCES - GOVERNMENTAL  
 FUNDS TO STATEMENT OF ACTIVITIES  
 YEAR ENDED JUNE 30, 2018**

The change in nets assets reported in the statement of activities is different because:

Capital outlays to purchase or build capital assets are reported in governmental funds as expenditures. However, for governmental activities those costs are shown in the statement allocated over their estimated useful lives as annual depreciation expenses in the statement of activities. This is the amount by which depreciation exceed capital outlays during the period.

Capital Outlays	\$ 514,519
Depreciation Expense	(450,918)
	63,601

Because the cost of capital assets acquired are reported in governmental funds as expenditures in the year of purchase, the proceeds from their sale are reported as revenue. However, the costs of these assets must be included as a reduction of the sales proceeds in the statement of activities.

(22,873)

Because some property taxes will not be collected for several months after the District's fiscal year ends, they are not considered as "available"

412,202

Because some receipts of grant revenue will not be collected for several months after the District's fiscal year ends, they are not considered as "available" revenues in the governmental funds and are, instead counted as deferred revenues. They are however, recorded as revenues in the statement of activities.

66,437

In the statement of activities, compensated absences are measured by the amounts earned during the year. In the governmental funds, however, expenditures for these items are measured by the amount of financial resources used (essentially the amounts actually paid). This year, sick leave earned exceeded amounts used.

(6,839)

Governmental funds report district pension contributions as expenditures. However, the Statement of Activities reports the cost of pension benefits earned net of employee contributions as pension expense

(409,689)

Support for pension contributions from nonemployer contributing entities not in a special funding situation does not provide current financial resources so are not recorded in governmental funds but are recorded as revenue in the statement of activities

255,162

The issuance of long-term debt provides current financial resources to governmental funds, while the

Accrued Interest	9,720
New Capital Leases	-
Payments on Capital Leases	569,860

569,860

Change in net position of governmental activities

\$ 1,224,277

See Notes to Financial Statements

**NOTE 1 - SUMMARY OF SIGNIFICANT ACCOUNTING POLICIES**

The Northwest Technology Center #V-10 (the District) is a corporate body for public purposes created under Title 70 of the Oklahoma Statutes and accordingly is a separate entity for operating and financial reporting purposes. The District is part of the public school system of Oklahoma under the general direction and control of the State Board of Education and is financially dependent on the State of Oklahoma for support. The general operating authority for the public school system is the Oklahoma School Code contained in Title 70 of the Oklahoma Statutes.

The District's financial statements are prepared in accordance with generally accepted accounting principles promulgated by The Governmental Accounting Standards Board (GASB).

*The Reporting Entity*

The District is a corporate body for public purposes created under Title 70 of the Oklahoma Statutes and accordingly is a separate entity for operating and financial reporting purposes. The governing body of the District is the Board of Education composed of elected members. The appointed superintendent is the executive officer of the District. There are no component units included within the reporting entity.

The School Education Foundation is not included in the reporting entity. The District does not appoint any of the board members or exercise any over sight authority over the Foundation.

*Basic Financial Statements – Government-Wide Statements*

The District's basic financial statements include both government-wide (reporting the District as a whole) and fund financial statements (reporting the District's major funds). Both the government-wide and fund financial statements categorize primary activities as either governmental or business type. Governmental Activities include programs primarily supported by taxes, State aid, grants and other intergovernmental revenue. The District does not have any activities classified as business-type activities.

In the government-wide Statement of Net Position, the District's governmental activities are reported on a full accrual, economic resource basis, which recognizes all long-term assets and receivables as well as long-term debt and obligations. The District's net position are reported in three parts – net investment in capital assets; restricted net position and unrestricted net position.

The government-wide Statement of Activities reports both the gross and net cost of each of the District's programs and functions. The functions are also supported by general government revenues. The Statement of Activities reduces gross expenses (including depreciation) by related program revenues, operating and capital grants. Direct expenses are those that are clearly identifiable with a specific function. Program revenues must be directly associated with the function. Charges for services include charges and fees to students, or customers who purchase, use or directly benefit from the goods, services, or privileges provided by a given function. Operating grants include operating-specific and discretionary (either operating or capital) grants while the capital grants column reflects capital-specific grants.

The net costs are normally covered by general revenue (property taxes, State and Federal aid, other taxes etc.).

## NOTES TO FINANCIAL STATEMENTS

---

The government-wide focus is more on the sustainability of the District as an entity and the change in the District's net position resulting from the current year's activities. Separate financial statements are provided for governmental funds. Major individual governmental funds are reported in separate columns in the fund financial statements.

### *Basic Financial Statements – Fund Financial Statements*

Governmental fund financial statements are reported using the current financial resources measurement focus and the modified accrual basis of accounting. With this measurement focus, only current assets, current liabilities and fund balances are included on the balance sheet. The fund financial statements provide reports on the financial condition and results of operations of governmental fund category.

The District reports the following major governmental funds:

General Fund is the primary operating fund of the District. It is used to account for all financial resources except those required to be accounted for in another fund.

Building Fund is used to account for monies derived from the building fund levy and rental of facilities to be used for erecting, remodeling, repairing or maintaining school buildings, paying energy and utility costs; paying fire and casualty insurance premiums for school facilities, security systems and personnel.

Additionally, the District reports the following fund:

Activity Fund – The District accounts for resources collected from student or extracurricular activities including admission fees, concession income, fund raising and dues. The Board of Education exercises control over all of these funds.

### *Basis of Accounting*

Basis of accounting refers to when revenues and expenditures are recognized in the accounts and reported in the financial statements. It relates to the timing of the measurements made regardless of the measurement focus applied.

Accrual: The government-wide financial statements are presented on the accrual basis of accounting. Revenues are recognized when earned and expenses are recognized when a liability is incurred. Property taxes are recognized as revenue in the year in which they are levied. Grants and similar items are recognized as revenue as soon as all eligibility requirements imposed by the provider have been met.

Modified Accrual: The funds financial statements are presented on the modified accrual basis of accounting. Under the modified accrual basis of accounting, revenues are recorded when susceptible to accrual; i.e. both measurable and available. "Available" means collectible within the current period or within 60 days after year-end. Expenditures are generally recognized under the modified accrual basis of accounting when the related liability is incurred. The exception

## NOTES TO FINANCIAL STATEMENTS

---

to this general rule is that principal and interest on general obligation long-term debt, if any, is recognized when due.

### *Capital Assets*

Capital assets purchased or acquired with an original cost of \$2,500 or more are reported at historical cost or estimated historical cost. Additions, improvements and other capital outlays that significantly extend the useful life of an asset are capitalized. Other costs incurred for repairs and maintenance are expensed as incurred. Depreciation on all assets is provided on the straight-line basis over the following estimated useful lives:

School buildings	25-40 years
Site improvements	7- 40 years
Business machines and computers	7-40 years
Vehicles	7 years

### *Compensated Absences*

The District's policies allow for payment for unpaid sick leave upon retirement (based on the OTRS rules for retirement and 10 years of services in the district) up to 60 days. The liability for these compensated absences is recorded as long-term debt in the government-wide statements. The current portion of this debt is estimated based on historical trends.

### *Budgets and Budgetary Accounting*

The District is required by state law to prepare an annual budget. No later than October 1, each board of education shall prepare a financial statement and estimate of needs to be filed with the applicable county clerk and the State Department of Education. Once the county excise board has approved the estimate of needs, the board shall adopt a final budget within 45 days or the second regularly scheduled board meeting. No later than 15 days prior to adoption of a final budget, the board must conduct a public hearing for the purposes of taking public comments. The final budget may be revised upon approval of the board of education in open meeting.

Under current Oklahoma Statutes a formal budget is required for general, building, sinking, child nutrition and coop funds, as applicable to the district. Budgets are presented include the originally approved budgeted appropriations for expenditures and final budgeted appropriations as adjusted for supplemental appropriations and approved transfers between budget categories. Budgets generally assume the expenditure of all available resources. Therefore, when the legal budget is prepared, it is assumed these funds will not have a carryover balance to subsequent year.

A budget is legally adopted by the Board of Education for the General Fund and Building Fund that includes revenues and expenditures.

Encumbrances represent commitments related to unperformed contracts for goods or services. Encumbrance accounting -- under which purchase orders and other commitments of resources are recorded as expenditures of the applicable fund -- is utilized in all governmental funds of the District.

## NOTES TO FINANCIAL STATEMENTS

---

The unencumbered balance of current fiscal year appropriations and the unexpended reserve appropriations of the previous fiscal year are lapsed and become a part of the beginning fund balance for the succeeding fiscal year.

### *Cash*

The District considers all cash on hand, demand deposits, money market checking and certificates of deposit, held at an individual bank which are subject to early withdrawal penalties no matter what the maturity period, to be cash. State statutes require collateral for deposits in excess of insured amounts. The collateral's market value must exceed the insured deposit.

### *Investments*

The District's investment policies are governed by state statute. Permissible investments include:

1. Direct obligations of the United States Government and Agencies
2. Obligations to the payment of which the full faith and credit of the State of Oklahoma is pledged
3. Certificates of deposit of savings and loan associations and bank and trust companies secured by acceptable collateral
4. Savings accounts or savings certificates of savings and loan associations that are fully insured
5. County, municipal and school district direct debt obligations
6. Money market mutual funds regulated by the Securities and Exchange Commission
7. Warrants, bonds or judgments of the school district
8. Qualified pooled investment programs

### *Property Tax Revenues*

The District is authorized by state law to levy property taxes, which consist of ad valorem taxes on real and personal property within the District. The County Assessor, upon receipt of the certification of tax levies from the county excise board, extends the tax levies on the tax roll for submission to the county treasurer prior to October 1. The county treasurer must commence tax collection within fifteen days of receipt of the tax rolls. The first half of taxes is due prior to January 1. The second half is due prior to April 1.

If the first payment is not made timely, the entire tax becomes due and payable on January 1. Second half taxes become delinquent on April 1 of the year following the year of assessment. If not paid for a period of three years or more as of the date such taxes first become due, the property is offered for sale for the amount of taxes due.

Property taxes receivable by the District include uncollected taxes assessed as of October 1, 2014 and earlier. Delinquent property tax receivable is recognized as revenue in the government-wide financial statements. Only the portion of the property taxes receivable that meets the revenue recognition criteria is reported as revenue in the fund financial statements.

## NOTES TO FINANCIAL STATEMENTS

---

Property tax receivables are net of an allowance for uncollectible taxes of \$37,800 in the general fund and \$8,430 in the building fund. The allowance represents the estimated amount that is deemed uncollectible based on past collection history.

Deferred Outflows of Resources – The District reports decreases in net assets that related to future periods as deferred outflows of resources on the statement of net position. A deferred outflow is reported for (1) contributions made to Oklahoma Teacher Retirement System (TRS the Plan) between the measurement date of the net pension liabilities (June 30, 2017) and the end of the current fiscal year (June 30, 2018). (2) A loss from changes in assumptions used by the actuary is amortized to pension expense over the average expected remaining service life of the Plan (3) the actual pension plan investment earnings less than the expected amounts included in determining pension expense. This deferred inflow of resources is amortized to pension expense over a total of 5 years, including the current year (4) A loss in changes in the District's proportionate share is amortized to pension expense over the average expected remaining service life of the Plan.

No deferred outflows of resources affect the governmental funds financial statements in the current year.

Deferred Inflows of Resources – The District's statements of net position and its governmental fund balance sheet report a separate section for deferred inflows of resources. This separate financial statement element reflects an increase in net assets that applies to a future period.

Deferred inflows of resources are reported in the statement of net position for (1) the actual pension plan investment earnings in excess of the expected amounts included in determining pension expense. This deferred inflow of resources is amortized to pension expense over a total of 5 years, including the current year. (2) The difference between expected and actual experience that the pension plan actuary uses to develop expectations such as future salary increases and inflation. This deferred inflow of resources is amortized to pension expense over the average expected remaining service life of the Plan. (3) The changes in assumptions used by the actuary is amortized to pension expense over the average expected remaining service life of the Plan.

In its governmental funds, the only deferred inflow of resources is for revenues not considered available. The District will not recognize the related revenues until available (collected no later than 60 days after the end of the District's fiscal year) under the modified accrual basis of accounting that qualifies to be reported in this category. Accordingly, deferred property taxes are reported in the governmental funds balance sheet.

Pensions – For purposes of measuring the net pension liability, deferred outflows of resources and deferred inflows of resources related to pensions, and pension expense, information about the fiduciary net position of the Oklahoma Teacher Retirement System (TRS) and additions to/deductions from TRS's fiduciary net position have been determined on the same basis as they are reported to TRS. For this purpose, benefit payments (including refunds of employee contributions) are recognized when due and payable in accordance with the benefit terms. Investments are reported at fair value.

### *State Revenues*

Revenues from state sources for current operations are primarily governed by the joint resolution of the Oklahoma House of Representatives and Senate. The Oklahoma Department of Career and Technical

## NOTES TO FINANCIAL STATEMENTS

---

Education administers the allocation of state aid funds to school districts based on information accumulated from the districts.

After review and verification of reports and supporting documentation, the Oklahoma Department of Career and Technical Education may adjust subsequent fiscal period allocations of money for prior year errors disclosed by review. Normally, such adjustments are treated as reductions or additions of revenue of the year when the adjustment is made.

The District receives revenue from the state to administer certain categorical educational programs. Oklahoma Department of Career and Technical Education rules require that revenue earmarked for these programs be expended only for the programs for which the money is provided and require that the money not expended as of the close of the fiscal year be carried forward into the following year to be expended for the same categorical programs. The Oklahoma Department of Career and Technical Education requires that categorical educational program revenues be accounted for in the general fund.

### *Use of Estimates*

The preparation of financial statements in conformity with the basis of accounting referred to above requires management to make estimates and assumptions that affect the reported amount of assets and liabilities and disclosure of contingent assets and liabilities at the date of the financial statements and the reported amounts of revenues and expenses during the reporting period. Actual results could differ from those estimates.

### *Net Position and Fund Balance*

District-Wide Financial Statements – When the District incurs an expense for which it may use either restricted or unrestricted net position, it uses restricted net position first unless unrestricted net position will have to be returned because they were not used. Net position on the Statement of Net Position include the following:

Net Investment in Capital Assets– The component of net position that consists of the historical cost of capital assets less both the accumulated depreciation and the outstanding balance of debt, excluding unspent proceeds, that is directly attributable to the acquisition, construction or improvement of these capital assets.

Restricted for Buildings – The component of net position that reports the excess of property taxes and other revenue collected in excess of expenses for operation of the District's buildings.

Restricted for School Organizations – The component of net position that report the assets restricted for use by student organizations and extracurricular activities.

Unrestricted – The difference between assets and liabilities that is not reported as restricted for any particular purpose.

## NOTES TO FINANCIAL STATEMENTS

---

### *Governmental Fund Financial Statements*

The governmental fund financial statements present fund balances based on classifications that comprise a hierarchy that is based primarily on the extent to which the District is bound to honor constraints on the specific purposes for which amounts in the respective governmental funds can be spent. The classifications used in the governmental fund financial statements are as follows:

- Nonspendable: This classification includes amounts that cannot be spent because they are either (a) not in spendable form or (b) are legally or contractually required to be maintained intact. The District does not have any funds classified as nonspendable as of June 30, 2018.
- Restricted: This classification includes amounts for which constraints have been placed on the use of the resources either (a) externally imposed by creditors (such as through a debt covenant), grantors, contributors, or laws or regulations of other governments, or (b) imposed by law through constitutional provisions or enabling legislation. The District has classified Building Fund revenue from levy as being restricted because the use is restricted by State Statute for capital expenditures.
- Committed: This classification includes amounts that can be used only for specific purposes pursuant to constraints imposed by formal action of the Board of Education. These amounts cannot be used for any other purpose unless the Board removes or changes the specified use by taking the same type of action (resolution) that was employed when the funds were initially committed. This classification also includes contractual obligations to the extent that existing resources have been specifically committed for use in satisfying those contractual requirements. The District has classified school program activities as being committed because their use is imposed by the Board of Education regarding use of the funds.
- Assigned: This classification includes amounts that are constrained by the District's intent to be used for a specific purpose but are neither restricted nor committed. This intent can be expressed by the Board or through the Board delegating this responsibility to the superintendent through the budgetary process. This classification also includes the remaining positive fund balance for all governmental funds except for the General Fund. The District has assigned interest earnings to the funds where earned for the purposes defined by the fund.
- Unassigned: This classification includes the residual fund balance for the General Fund. The Unassigned classification also includes negative residual fund balance of any other governmental fund that cannot be eliminated by offsetting of Assigned fund balance amounts.

The District would typically use Restricted fund balances first, followed by Committed resources, and then Assigned resources, as appropriate opportunities arise, but reserves the right to selectively spend Unassigned resources first to defer the use of these other classified funds.

### *Subsequent Events*

Management has evaluated subsequent events through March 4, 2019, which is the date the financial statements were available to be issued.

## **NOTE 2 - CASH AND INVESTMENTS**

### *Deposits*



**NOTES TO FINANCIAL STATEMENTS**

At June 30, 2018, the bank balance of deposits was \$6,659,227.17.

Custodial credit risk is the risk that in the event of a bank failure, the District's deposits may not be returned to it. State statutes require collateral for all deposits in excess of federally insured amounts. The District policy for custodial credit risk requires compliance with the provisions of state law. At June 30, 2018, the District was not exposed to custodial credit risk.

*Investments*

The District's investments consist of certificates of deposit which are considered deposits for purpose of deposit and investment risk.

**NOTE 3 - LONG-TERM LIABILITIES**

The long-term liability balances and activity for the year were as follows:

	Beginning Balance	Additions	Reductions	Ending Balance	Amount Due Within One Year
Compensated absences	\$ 313,808	\$ 6,839	\$ -	\$ 320,647	\$ 5,298
Capital leases					
2014 Capital Lease	2,911,497	-	560,140	2,351,357	571,007
	<u>\$ 3,225,305</u>	<u>\$ 6,839</u>	<u>\$ 560,140</u>	<u>\$ 2,672,004</u>	<u>\$ 576,305</u>
Net pension liability				5,595,286.00	
Total governmental activity long-term liabilities				<u>\$ 8,267,290</u>	

Payments on the leases are made through the general fund and building fund with property taxes. Compensated absences are generally liquidated by the general fund.

The Woods County Industrial Development Authority and the District have entered into a ground lease agreement dated August 12, 2014 (the "Lease"), whereby the District has leased to the Authority certain real property together with all improvements thereon and to be placed thereon for a term extending to August 12, 2021 and so long thereafter as any indebtedness of the Authority secured by its leasehold therein remains outstanding and unpaid. The Authority has sub-leased the property covered by the Ground Lease to the District by a sub-lease dated August 12, 2014 (the "Sublease") which extends to June 30, 2015, and is renewable for successive on (1) year terms thereafter at the option of the District until the Lease is paid in full. Failure to renew the Sublease will terminate the Sublease and all further options of the District to renew it.

Upon the payment in full of the Lease, the Sublease and the Ground Lease both will expire and possession of and title to the Improvements will be vested in the District.

The District's interest expense for 2018 was \$46,763.

**NOTES TO FINANCIAL STATEMENTS**

Leased buildings and construction in progress under capital leases in capital assets at June 30, 2018, include the following:

Buildings	\$ 5,478,316
Less accumulated depreciation	<u>(328,699)</u>
	<u>\$ 5,184,333</u>

Amortization of leased buildings under capital assets is included with depreciation expense.

Future minimum lease payments are:

<u>Year Ended June 30,</u>	<u>Principal Amount</u>	<u>Interest Amount</u>	<u>Total</u>	<u>Interest Rate</u>
2019	571,007	45,616	616,623	
2020	582,084	34,539	616,623	
2021	593,378	23,539	616,917	
2022	604,888	11,735	616,623	
	<u>\$ 2,351,357</u>	<u>\$ 115,429</u>	<u>\$ 2,466,786</u>	

**NOTE 4 - EMPLOYEE RETIREMENT SYSTEM**

Teachers' Retirement Plan of Oklahoma

Plan Description – The Oklahoma Teachers' Retirement Plan is a cost-sharing multiple-employer defined benefit pension plan administered by the Oklahoma Teachers' Retirement System (the System). The System provides retirement and disability benefits, annual cost of living adjustments, and death benefits to plan members and beneficiaries. The ability to establish and amend benefit provisions is the responsibility of the state legislature. The System issues a publicly available financial report that includes financial statements and required supplementary information for the employees of the District. The System issues a publically available financial report that can be obtained at <http://www.ok.gov/trs/>.

Benefits Provided – The System provides defined retirement benefits based on members' final compensation, age, and term of service. In addition, the retirement program provides for benefits upon disability and to survivors upon the death of eligible members. Title 70 O.S. Sec. 17-105 defines all retirement benefits. The authority to establish and amend benefit provisions rests with the State Legislature.

Contributions – In accordance with *Oklahoma Statutes*, System members are required to contribute 7.00% of applicable compensation. For the year ended June 30, 2018, qualifying employee contributions were reduced by a retirement credit of \$30,069 provided by Enrolled House Bill 1873 and paid by the State of Oklahoma as on-behalf payments. For the year ended June 30, 2018, the District had a statutory contribution rate of 9.5% plus 7.7% as a match for salaries funded by federal programs. The contribution

**NOTES TO FINANCIAL STATEMENTS**

requirements of System members and the District are established and may be amended by the state legislature. For the year ended June 30, 2018, the District contributions to the System for were \$356,187.

The State of Oklahoma, a non-employer contributing entity, provides funds through 5% of the State's sales, use, corporate and individual income taxes collected. The System receives 1% of the cigarette taxes collected by the State and 5% of net lottery proceeds collected by the State. The District's estimated share of these contributions based on their covered payroll for the measurement period was \$255,162.

Pension Liabilities, Pension Expense, and Deferred Outflows of Resources and Deferred Inflows of Resources related to Pensions

At June 30, 2018, the District reported a liability of \$5,595,286 for its proportionate share of the net pension liability. The net pension liability was measured as of June 30, 2017, and the total pension liability used to calculate the net pension liability was determined by an actuarial valuation as of that date. The District's proportion of the net pension liability was based on a projection of the District's long-term share of the contributions to the pension plan relative to the projected contributions of all participating school districts, actuarially determined. At June 30, 2017, the District's proportion was .084504130%, which was an increase of its proportion measured as of June 30, 2016.

For the year ended June 30 2018, the District recognized pension expense of \$416,100. At June 30, 2018, the District reported deferred outflows of resources and deferred inflows of resources related to pensions from the following sources:

	Deferred Outflow of Resources	Deferred Inflow of Resources
Differences between expected and actual experience	\$ -	\$ 378,754
Changes of assumptions	468,851	329,307
Net difference between projected and actual earnings on pension plan investments	197,586	-
Changes in proportion and differences between District contributions and proportionate share of contributions	199,996	-
District contributions subsequent to the measurement date	340,855	-
	<u>\$ 1,207,288</u>	<u>\$ 708,061</u>

\$340,855 reported as deferred outflows of resources related to pensions resulting from District contributions subsequent to the measurement date will be recognized as a reduction of the net pension liability in the year ended June 30, 2019. Other amounts reported as deferred outflows of resources and deferred inflows of resources related to pension will be recognized in pension expense as follows:

NOTES TO FINANCIAL STATEMENTS

Year Ended	
2019	\$ (24,970)
2020	246,996
2021	140,418
2022	(152,036)
2023	(87,120)
Thereafter	35,084
	<u>\$ 158,372</u>

Actuarial assumptions – The total pension liability in the June 30, 2017 actuarial valuation was determined using the following actuarial assumptions, applied to all periods included in the measurement:

- Actuarial Cost Method – Entry Age Normal
- Amortization Method – Level Percentage of Payroll
- Amortization Period – Amortization over an open 30-year period
- Asset Valuation Method – 5-year smooth market
- Inflation – 2.5%
- Salary Increases – Composed of 3.25 %wage inflation, including 2.50 percent price inflation, plus a service-related component ranging from 0.00 percent to 8.00 percent based on years of service.
- Investment Rate of Return – 7.5%
- Retirement Age – Experience-based table of rates based on age, service, and gender. Adopted by the TRS Board in May, 2015, in conjunction with five year experience study for the period ending June 30, 2014
- Mortality – Males: RP-2000 Combined Healthy Mortality Table for males with White Collar Mortality Rates after Retirement – Males: RP-2000 Combined Healthy Mortality Table for males with White Collar Adjustments. Generational mortality improvements in accordance with Scale BB from the table’s base year of 2000. Females: GRS Southwest Region Teacher Mortality Table, scaled to 105%. Generational mortality improvements in accordance with Scale BB from the table’s base year of 2012.
- Mortality Rates for Active Members – RP-2000 Employee Mortality tables, with male rates multiplied by 60% and female rates multiplied by 50%.

The long-term expected rate of return on pension plan investments was determined using a building block method in which best estimate ranges of expected future real rates of return (expected returns, net of pension plan investment expense and inflation) are developed for each major asset class. These ranges are combined to produce the long-term expected rate of return by weighting the expected future real rates of return by the target asset allocation percentage and by adding expecting inflation.

The target asset allocation and best estimates of arithmetic expected real rates of return for each major asset class as of the measurement year, June 30, 2017, are summarized in the following table:

Asset Class	Target Allocation	Long-Term Expected Real Rate of Return
Fixed Income	23.50%	6.60%
Domestic Equity	57.50%	6.80%
Private Equity	5.00%	7.90%
Real Estate	7.00%	5.50%
Limited Partnerships	7.00%	7.90%
	<u>100.00%</u>	

**NOTES TO FINANCIAL STATEMENTS**

Discount rate – A single discount rate of 7.5% was used to measure the total pension liability as of June 30, 2017. Previously, a rate of 8.00% was used. This single discount rate was based solely on the expected rate of return on pension plan investments of 7.50%. Based on the stated assumptions and the projection of cash flows, the pension plan’s fiduciary net position and future contributions were projected to be available to finance all projected future benefit payments of current plan members. Therefore, the long-term expected rate of return on pension plan investments was applied to all periods of projected benefit payments to determine the total pension liability. The projections of cash flows used to determine this single discount rate assumed that plan member and employer contributions will be made at the current statutory levels and remain a level percentage of payrolls. The projection also assumed the state’s contribution plus the matching contributions will remain a constant percent of the projected member payroll based on the past five years of actual contributions.

Sensitivity of the District’s proportionate share of the net pension liability to changes in the discount rate – The following presents the District’s proportionate share of the net pension liability calculated using the discount rate of 7.50%, as well as what the District’s proportionate share of the net pension liability would be if it were calculated using a discount rate that is 1-percentage-point lower (6.50%) or 1-percentage-point higher (8.50%) than the current rate:

	<u>1% Decrease (6.5%)</u>	<u>Current Discount Rate (7.5%)</u>	<u>1% Increase (8.5%)</u>
District's Proportionate share of the net pension liability	\$ 7,722,866	\$ 5,595,286	\$ 3,836,134

Pension plan fiduciary net position – Detailed information about the pension plan’s fiduciary net position is available in the separately issued TRS financial report that can be obtained at <http://www.ok.gov/trs/>.

**NOTE 5 Other Post-Employment Benefits (OPEB)**

In addition to the retirement plan described in Note 4, the District participates in the state-administered Supplemental Health Insurance Program (OPEB Plan) within Teachers’ Retirement System of Oklahoma (the OPEB System), which is a cost-sharing multiple-employer defined benefit OPEB plan administered by the Teacher Retirement System (TRS).

Plan Description – The OPEB System provides pays a monthly health insurance premium supplement for each retired member who is enrolled in the health insurance plan provided by the State and Education Employees Group Health and Dental Insurance plan or in an insurance program provided by a participating education employer who provides health insurance coverage to former employees, provided the retired member had at least ten (10) years of Oklahoma service prior to retirement.

Benefits Provided –All retirees are eligible except for special retirees (as defined) and spouses and beneficiaries as long as they have at least 10 years of service. Retirees who elect such coverage receive the smaller of (i) a Medicare supplement benefit, if eligible, or (ii) an amount between \$100 and \$105 per month, depending on service and final average compensation. Payments made on the retirees’ behalf to the Employees Group Insurance Division of the Office of Management and Enterprise Services, if the

**NOTES TO FINANCIAL STATEMENTS**

member continues health coverage under that Plan, or (ii) to the member’s former employer, if the member retains health coverage under a plan maintained by the former employer.

Contributions – Employer and employee contributions are made based upon the TRS Plan provisions contained in State Statute Title 70, as amended. However, the statutes do not specify or identify any particular contribution source to pay the health insurance subsidy. The cost of the subsidy averages 0.16% of normal cost, as determined by an actuarial valuation.

OPEB (Assets) Liabilities, OPEB Expense, and Deferred Outflows of Resources and Deferred Inflows of Resources related to OPEB

At June 30, 2018, the District reported an asset of (\$37,684) for its proportionate share of the net OPEB asset. The net OPEB asset was measured as of June 30, 2017, and the total OPEB asset used to calculate the net OPEB asset was determined by an actuarial valuation as of that date. The District’s proportion of the net OPEB asset was based on a projection of the District’s long-term share of the contributions to the OPEB plan relative to the projected contributions of all participating school districts, actuarially determined. At June 30, 2017, the District’s proportion was 0.084504130%, as compared to its proportion share of 0.08015835% measured as of June 30, 2016

For the year ended June 30 2018, the District recognized OPEB expense (credit) of (\$6,412) At June 30, 2018, the District reported deferred outflows of resources and deferred inflows of resources related to OPEB from the following sources:

	Deferred Outflow of Resources	Deferred Inflow of Resources
Differences between expected and actual experience	\$ -	\$ 10,115
Changes of assumptions	-	-
Net difference between projected and actual earnings on pension plan investments	-	20,670
Changes in proportion and differences between District contributions and proportionate share of contributions	-	-
District contributions subsequent to the measurement date	5,017	-
	<u>\$ 5,017</u>	<u>\$ 30,785</u>

\$5,017 reported as deferred outflows of resources related to OPEB resulting from District contributions subsequent to the measurement date will be recognized as an increase of the net OPEB asset in the measurement year ended June 30, 2019. Other amounts reported as deferred outflows of resources and deferred inflows of resources related to pension will be recognized in pension expense as follows:

**NOTES TO FINANCIAL STATEMENTS**

Year Ended	
2019	\$ (7,325)
2020	(7,325)
2021	(7,325)
2022	(7,323)
2023	(1,487)
Thereafter	-
	<u>\$ (30,785)</u>

See Note 4. Employee pension plans for Actuarial assumptions, measurement, discount rate, long-term expected rate of return and target asset allocation

An assumption change was made to the OPEB Plan during the current valuation lowering the rate of participation in the supplemental insurance benefit from 100% to 50%, based on historical data. The benefits are only available to those retirees that participate and have at least 10 years of service credit at retirement.

Sensitivity of the District's proportionate share of the net OPEB asset to changes in the discount rate – The following presents the District's proportionate share of the net OPEB asset calculated using the discount rate of 7.50%, as well as what the District's proportionate share of the net OPEB asset would be if it were calculated using a discount rate that is 1-percentage-point lower (6.50%) or 1-percentage-point higher (8.50%) than the current rate:

	1% Decrease (6.5%)	Current Discount Rate (7.5%)	1% Increase (8.5%)
District's Proportionate share of the net pension liability	\$ (1,577)	\$ (37,684)	\$ (68,555)

Due to the structure of the OPEB plan, healthcare cost trend rate sensitivity analysis is not meaningful.

OPEB plan fiduciary net position – Detailed information about the OPEB plan's fiduciary net position is available in the separately issued TRS financial report that can be obtained at <http://www.ok.gov/trs/>.

**NOTE 6 – CONTINGENCIES AND COMMITMENTS**

Amounts received or receivable from grantor agencies are subject to audit and adjustment by grantor agencies. Any disallowed claims, including amounts already collected, may constitute a liability of the applicable funds. The amount, if any, of expenditures which may be disallowed by the grantor cannot be determined at this time although the District expects such amounts, if any, to be immaterial.

The District is exposed to various risks of loss related to torts; theft of, damage to and destruction of assets; errors and omissions and natural disasters for which the District carries commercial insurance. There have been no significant reductions in coverage from the prior year and settlements have not exceeded coverage in the past three years.

## NOTES TO FINANCIAL STATEMENTS

---

The School also participates in a risk pool for general liability, errors and omissions, commercial crime, and fleet and workers' compensation coverage in which there is a transfer or pooling risks amount the participants of that pool. In accordance with professional standards, the District reports the required contribution to the pool, net of refunds, as insurance expense. The risk pools are the Oklahoma School Insurance Group (OSIG) and the Oklahoma School Assurance group (OSAG). OSIG and OSAG are responsible for providing loss control services and certain fiscal activities, including obtaining contract arrangements for the underwriting, excess insurance agreements, claims processing, and legal defense for any and all claims submitted to them during the plan year. As a member of OSIG and OSAG, the District is required to pay fees set by OSIG and OSAG according to an established payment schedule. A portion of the fees paid by the District goes into a loss fund for the District. The fee for the loss fund is calculated by projecting losses based on the District's losses for the last five years. OSIG and OSAG provides coverage in excess of the Loss Fund so the District's liability for claim loss is limited to the balance of the loss fund. If the District does not use their loss fund in three years, it is returned to them with no interest.

### NOTE 7 - RISK MANAGEMENT

The District is exposed to various risks of loss related to torts; theft of, damage to and destruction of assets; errors and omissions and natural disasters for which the District carries commercial insurance. There have been no significant reductions in coverage from the prior year and settlements have not exceeded coverage in the past three years.

#### Surety Bonds

The Woods County Treasurer is designated as the Official School District Treasurer and Depository and no additional surety bond is required other than the statutory provisions of that elected office.

The District maintains a Public Official Position Schedule Bond with the Western Surety Company in the amount of \$100,000.00 per position. The bond number is 15342027, dated July 1, 2016 to July 1, 2017. Coverage is for the following positions:

- Superintendent
- Business Manager

The District maintains an Employee Dishonesty Bond with Oklahoma Schools Insurance Group, in the amount of \$10,000.00 per occurrence. The policy number is OSIG-2014, dated July 1, 2016 to July 1, 2017. Coverage includes the following positions:

- Activity Fund Custodian - Alva
- Activity Fund Custodian - Fairview
- Financial Aid Director
- Encumbrance & Minute Clerk

### NOTE 8 - CAPITAL ASSETS

Capital asset activity for the year ended June 30, 2018, was as follows:



## NOTES TO FINANCIAL STATEMENTS

	Beginning Balances	Increases	Decreases	Ending Balances
Capital assets not being depreciated:				
Land	\$ 183,860	\$ -	\$ -	\$ 183,860
Construction in progress	-	34,716	-	34,716
Total capital assets not being depreciated	183,860	34,716	-	218,576
Capital assets being depreciated:				
Buildings and improvements	11,654,305	200,495	-	11,854,800
Equipment & Autos	2,128,903	279,308	53,950	2,354,261
Total capital assets being depreciated	13,783,208	479,803	53,950	14,209,061
Less accumulated depreciation for:				
Buildings and improvements	2,912,313	219,230		3,131,543
Equipment & Autos	1,147,067	231,688	31,077	1,347,678
Total accumulated depreciation	4,059,380	450,918	31,077	4,479,221
Total capital assets being depreciated, net	9,723,828	28,885	22,873	9,729,840
Governmental activity capital assets, net	\$ 9,907,688	\$ 63,601	\$ 22,873	\$ 9,948,416

Depreciation expense was not allocated to the various functions because the District believes all functions are supported equally.

### Note 9 Tax Abatement

The State of Oklahoma has authorized by Oklahoma Statutes 62-850 the creation of tax increment financing (TIF) districts. These districts are intended to provide incentives and exemptions from taxation within certain areas to encourage investment, development and economic growth. These TIF districts reduce the ad valorem taxes remitted to the District over the term of the agreements.

Oklahoma Statutes title 31 offers a homestead exemption of up to 1 acre property in an urban area or 160 acres in a rural area. These homestead exemptions reduce the ad valorem taxes remitted to the District.

For the year ended June 30, 2018, abated property taxes were approximately \$86,200.

### NOTE 10 – New GASB Standards

The District implemented the following GASB Statements:

- GASB Statement No.75, *Postemployment Benefits Other Than Pensions* establishes standards for recognizing and measuring liabilities, deferred outflows and inflows of resources and expenses/expenditures. Furthermore, this statement details the recognition and disclosure requirements for employers with payables to defined benefit OPEB plans that are administered by trusts that meet the specified criteria and for employers whose employees are provided with defined contribution OPEB.
- GASB Statement No. 81, *Irrevocable Split-Interest Agreements* requires that a government that receives resources pursuant to an irrevocable split-interest agreement recognize assets, liabilities, and deferred inflows of resources at the inception of the agreement. Furthermore, this Statement No. 81 requires that a government recognize assets representing its beneficial interests in irrevocable split-interest agreements that are administered by a third party, if the government

controls the present service capacity of the beneficial interests. The Statement requires that a government recognize revenue when the resources become applicable to the reporting period. The provisions in this statement are effective for fiscal years beginning after December 15, 2016.

- GASB Statement No. 82, *Pension Issues* - an amendment of GASB Statements No. 67, No. 68 and No. 73, seeks to address certain issues that have been raised with respect to those Statements. Specifically, Statement No. 82 addresses issues regarding (1) the presentation of payroll-related measures in required supplementary information, (2) the selection of assumptions and the treatment of deviations from the guidance in an Actuarial Standard of Practice for financial reporting purposes, and (3) the classification of payments made by employers to satisfy employee (plan member) contribution requirements. The provisions in this statement are effective for fiscal years beginning after June 15, 2016, except for where the selection of assumptions in a circumstance in which an employer's pension liability is measured as of a date other than the employer's most recent fiscal year-end. In that circumstance, the requirements for the selection of assumptions are effective for that employer in the first reporting period in which the measurement date of the pension liability is on or after June 15, 2017

The following pronouncements will be effective in the future: Management has evaluated these statements as having an impact on the District.

- GASB Statement No. 83, *Certain Asset Retirement Obligations* establishes criteria for recognition of a liability and a corresponding deferred outflow of resources for asset retirement obligations (AROs). An ARO is a legally enforceable liability associated with the future retirement of a tangible capital asset. The provisions of this statement are effective for reporting periods beginning after June 15, 2018.
- GASB Statement No. 84, *Fiduciary Activities* establishes general criteria for determining when a governmental unit has a fiduciary role for managing certain types of assets. The focus of the criteria generally is on (a) whether the government is controlling the assets of the fiduciary activity and (b) the beneficiaries with whom the fiduciary relationship exists. The provisions of this statement are effective for reporting periods beginning after December 15, 2018.
- GASBS Statement No. 87, *Leases*, which supersedes current guidance on leases and establishes that leases are a financing arrangement for the right to use an underlying asset. The standard requires the government to record a lease liability and capitalize and amortize the underlying asset over the shorter of the asset life or the lease term. It provides an exception for short-term leases (e.g., less than 12 months) and requires leases that transfer ownership of the underlying asset to be accounted for as a financed purchase. Lease disclosure requirements are also amended. GASBS No. 87 is effective for periods beginning after December 15, 2017.

**NORTHWEST TECHNOLOGY CENTER #V-10**  
**BUDGETARY COMPARISON SCHEDULE - GENERAL FUND (UNAUDITED)**  
**YEAR ENDED JUNE 30, 2018**

	Budgeted Amounts		Actual Amounts Budgetary Basis	Variance with Final Budget Positive(Negative)	
	Original	Final		Original to Final	Final to Actual
Budgetary fund balance, July 1	3,440,089	3,440,089	3,440,089	-	-
Resources (inflows)					
Local sources					
State sources	4,434,064	4,434,064	4,846,792	-	412,728
Federal Sources	1,625,014	1,625,014	1,675,284	-	50,270
Other	317,289	317,289	214,453	-	(102,836)
Total resources	6,376,367	6,376,367	6,748,834	-	372,467
Amounts available for appropriation	9,816,456	9,816,456	10,188,923	-	372,467
Charges to appropriations (outflows)					
Instruction	3,521,591	3,521,591	3,008,353	-	513,238
Support services	5,904,152	5,904,152	3,561,900	-	2,342,252
Non-instruction services	123,043	123,043	61,571	-	61,472
Capital outlay	65,894	65,894	58,079	-	7,815
Other outlays	201,776	201,776	98,188	-	103,588
Total charges to appropriations	9,816,456	9,816,456	6,788,091	-	3,028,365
Budgetary fund balance, June 30	-	-	3,400,832	-	3,400,832
Accounts receivable not recognized as revenue for budgetary basis			929,340		
Accounts Payable not recognized as expenditures for budgetary basis			(20,092)		
Revenue Deferred for GAAP Basis			(844,738)		
Encumbrances not recognized as expenditures for GAAP basis			169,310		
Fund Balance, End of year GAAP Basis			3,634,652		

**NORTHWEST TECHNOLOGY CENTER #V-10**  
**BUDGETARY COMPARISON SCHEDULE – BUILDING FUND (UNAUDITED)**  
**YEAR ENDED JUNE 30, 2018**

	Budgeted Amounts		Actual Amounts Budgetary Basis	Variance with Final Budget Positive(Negative)	
	Original	Final		Original to Final	Final to Actual
Budgetary fund balance, July 1	\$ 2,483,024	\$ 2,483,024	\$ 2,483,024	\$ -	\$ -
Resources (inflows)					
Local sources	1,221,032	1,221,032	1,364,774	-	143,742
State sources	-	-	1,600	-	1,600
Federal sources	-	-	7	-	7
Other	-	-	-	-	-
Total resources	1,221,032	1,221,032	1,366,381	-	145,349
Amounts available for appropriation	3,704,056	3,704,056	3,849,405	-	145,349
Charges to appropriations (outflows)					
Instruction	-	-	-	-	-
Support services	228,525	228,525	144,558	-	83,967
Non-instruction services	-	-	-	-	-
Capital outlay	2,236,285	2,236,285	696,743	-	1,539,542
Other Outlays	1,239,246	1,239,246	619,116	-	620,130
Total charges to appropriations	3,704,056	3,704,056	1,460,417	-	2,243,639
Budgetary fund balance, June 30	\$ -	\$ -	\$ 2,388,988	\$ -	\$ 2,388,988
Accounts receivable not recognized as revenue for budgetary basis			244,369		
Accounts Payable not recognized as expenditures for budgetary basis			(34,716)		
Encumbrances not recognized as expenditures for GAAP basis			455,286		
Deferred Revenue for GAAP basis			(222,685)		
Fund Balance, End of year GAAP Basis			2,831,242		

**NORTHWEST TECHNOLOGY CENTER #V-10**  
**SCHEDULE OF THE DISTRICT'S PROPORTIONATE SHARE OF THE**  
**NET PENSION LIABILITY (UNAUDITED)**  
**TEACHERS' RETIREMENT PLAN**  
**YEAR ENDED JUNE 30, 2018**

---

	<u>2017</u>	<u>2016</u>	<u>2015</u>	<u>2014</u>	<u>2013</u>
District's portion of the net pension liability (asset)	0.084504130%	0.08015835%	0.08244891%	0.08355313%	0.08355313%
District's proportionate share of the net pension liability (asset)	5,595,286	6,716,582	5,059,400	4,495,047	5,980,212
District's covered employee payroll	3,586,379	3,421,263	3,455,926	3,328,200	2,803,432
District's proportionate share of the net pension liability (asset) as a percentage of its covered employee payroll	156.01%	196.32%	146.40%	135.06%	213.32%
Plan fiduciary net position as a percentage of the total pension liability	69.92%	62.24%	70.31%	72.43%	62.18%

**NORTHWEST TECHNOLOGY CENTER #V-10  
SCHEDULE OF DISTRICT'S CONTRIBUTION(UNAUDITED)  
TEACHERS' RETIREMENT PLAN  
YEAR ENDED JUNE 30, 2018**

---

	<u>2017</u>		<u>2016</u>		<u>2015</u>		<u>2014</u>		<u>2013</u>
Contractually required contribution	\$ 340,706	\$	325,020	\$	328,313	\$	316,179	\$	266,326
Contributions in relation to the contractually required contribution	340,706		325,020		328,313		316,179		266,326
Contribution deficiency (excess)	-		-		-		-		-
District's covered payroll	3,586,379		3,421,263		3,455,926		3,328,200		2,803,432
Contributions as a percentage of Covered employee Payroll	9.50%		9.50%		9.50%		9.50%		9.50%

**NORTHWEST TECHNOLOGY CENTER #V-10**  
**SCHEDULE OF THE DISTRICT'S PROPORTIONATE SHARE OF THE**  
**NET OPEB ASSET (UNAUDITED)**  
**YEAR ENDED JUNE 30, 2018**

---

	<u>2017</u>
District's portion of the net OPEB liability (asset)	0.08450413%
District's proportionate share of the net OPEB liability (asset)	(37,684)
District's covered employee payroll	3,586,379
District's proportionate share of the net OPEB liability (asset) as a percentage of its covered employee payroll	1.05%
Plan fiduciary net position as a percentage of the total OPEB asset	110.40%

**NORTHWEST TECHNOLOGY CENTER #V-10  
SCHEDULE OF DISTRICT'S CONTRIBUTION (UNAUDITED)  
OPEB PLAN  
YEAR ENDED JUNE 30, 2018**

---

		<u>2017</u>
Contractually required contribution	\$	5,504
Contributions in relation to the contractually required contribution		5,504
Contribution deficiency (excess)		-
District's covered payroll		3,586,379
Contributions as a percentage of Covered employee Payroll		0.15%



**NORTHWEST TECHNOLOGY CENTER #V-10**  
**NOTE TO REQUIRED SUPPLEMENTARY INFORMATION**  
**YEAR ENDED JUNE 30, 2018**

---

Note 1: Budgeting and Budgetary Control

The District is required by state law to prepare an annual budget. No later than October 1, each board of education shall prepare a financial statement and estimate of needs to be filed with the applicable county clerk and the State Department of Education. Once the county excise board has approved the estimate of needs, the board shall adopt a final budget within 45 days or the second regularly scheduled board meeting. No later than 15 days prior to adoption of a final budget, the board must conduct a public hearing for the purposes of taking public comments. The final budget may be revised upon approval of the board of education in open meeting.

Under current Oklahoma Statutes a formal budget is required for general, building, sinking, child nutrition and coop funds, as applicable to the district. Budgets are presented include the originally approved budgeted appropriations for expenditures and final budgeted appropriations as adjusted for supplemental appropriations and approved transfers between budget categories. Budgets generally assume the expenditure of all available resources. Therefore, when the legal budget is prepared, it is assumed these funds will not have a carryover balance to subsequent year.

A budget is legally adopted by the Board of Education for the General Fund and Building Fund that includes revenues and expenditures.

Note 2: Changes of Assumptions

The actuarial assumptions used in the 2015 valuation were based upon 2015 Actuarial Experience Study Report dated May 13, 2015. The current actuarial assumptions were adopted by the TRS Board of Trustees in May, 2015 and first utilized in June 30, 2015 actuarial valuation report. Among the changes since the prior valuation are the treatment of the administrative expenses, payroll growth rate, healthy post-retirement mortality rates, termination rates and rates for unreduced retirement.

An assumption change was made to the OPEB Plan during the current valuation lowering the rate of participation in the supplemental insurance benefit from 100% to 50%, based on historical data. The benefits are only available to those retirees that participate and have at least 10 years of service credit at retirement.

**NORTHWEST TECHNOLOGY CENTER #V-10**  
**SCHEDULE OF EXPENDITURES OF FEDERAL AWARDS**  
**JUNE 30, 2018**

Federal Grantor/Pass-Through Grantor/Program Title	Federal CFDA Number	Pass-through Grantor's Project Number	Deferred Revenue (Accounts Receivable) 6/30/17	Federal Grant Receipts	Total Grant Expenditures	Matching Expenditures	Federal Grant Expenditures	Deferred Revenue (Accounts Receivable) 6/30/18
<b>U.S. Department of Education</b>								
<b>Direct Programs-</b>								
Student Financial Aid								
Federal Pell Grant Program	84.063	474	\$ (5,034)	\$ 88,724	\$ 88,803	\$ -	\$ 88,803	\$ (5,113)
Pell Admin Fee	84.063	n/a	-	130	130	-	130	-
Total Student Financial Aid Cluster			<u>(5,034)</u>	<u>88,854</u>	<u>88,933</u>	<u>-</u>	<u>88,933</u>	<u>(5,113)</u>
VA Reporting Fee	64.111	468	-	-	-	-	-	-
Payment in Lieu of Taxes on Federal Land	15.617	774	-	-	-	-	-	-
<b>Carl Perkins Vocational Education Act</b>								
Passed through Oklahoma Department of Career Technology Education								
Carl Perkins Secondary	84.048	421	(19,061)	51,986	52,289	-	52,289	(19,364)
Total Pass Through Programs			<u>(19,061)</u>	<u>51,986</u>	<u>52,289</u>	<u>-</u>	<u>52,289</u>	<u>(19,364)</u>
Total U.S. Department of Education			<u>(24,095)</u>	<u>140,840</u>	<u>141,222</u>	<u>-</u>	<u>141,222</u>	<u>(24,477)</u>
<b>U.S. Department of Health and Human Services</b>								
Passed through Oklahoma Department of Human Services and Oklahoma Department of Career Technology Education								
TANF	93.558	452	(39,349)	73,561	139,999	-	139,999	(105,787)
Total U.S. Department of Health and Human Services			<u>(39,349)</u>	<u>73,561</u>	<u>139,999</u>	<u>-</u>	<u>139,999</u>	<u>(105,787)</u>
Total Expenditures of Federal Awards			<u>\$ (63,444)</u>	<u>\$ 214,401</u>	<u>\$ 281,221</u>	<u>\$ -</u>	<u>\$ 281,221</u>	<u>\$ (130,264)</u>

**NORTHWEST TECHNOLOGY CENTER #V-10**  
**NOTES TO SCHEDULE OF EXPENDITURES OF FEDERAL AWARDS**  
**JUNE 30, 2018**

---

**Note A: Basis of Presentation**

The accompanying schedule of expenditures of federal awards (the Schedule) includes the federal award activity of Northwest Technology Center, District No. 10 under programs of the federal government for the year ended June 30, 2018. The information in this Schedule is presented in accordance with the requirements of *Title 2 U.S. Code of Federal Regulations Part 220, Uniform Administrative Requirements, Cost Principles and Audit Requirements for Federal Awards* (Uniform Guidance). Because the Schedule presents only a selected portion of the operations of Northwest Technology Center, District No. 10 it is not intended to and does not present financial position, changes in financial position or cash flows.

**Note B: Summary of Significant Accounting Policies**

Expenditures reported on the Schedule are reported on using the cash basis of accounting. Some amounts presented in the schedule may differ from amounts presented in, or used in the preparation of the basic financial statements. Such expenditures are recognized following the cost principles contained in the Uniform Guidance, where certain types of expenditures are not allowable or are limited as to reimbursement.

**Note C: Indirect Cost Rate**

Northwest Technology Center, District No. 10 has elected not to use the 10% de minimis indirect cost rate allowed under the Uniform Guidance.

**Note D: Subrecipients**

Northwest Technology Center, District No. 10 did not have any awards that have been passed through to sub recipients.

NORTHWEST TECHNOLOGY CENTER #V-10  
WOODS COUNTY - OKLAHOMA  
STUDENT FINANCIAL ASSISTANCE EXPENDITURES  
07/01/17 TO 06/30/18

<u>PELL GRANT PROGRAMS -</u>	<u>DETAIL</u>	<u>TOTALS</u>
Beginning Accrued Balance Receivable at 6/30/17		(\$5,034.00)
<u>Allocation Received</u>		
Student Grants (17)	5,034.00	
Student Grants (18)	83,690.00	
Administrative Allocation	<u>130.00</u>	<u>88,854.00</u>
 TOTAL		 83,820.00
<u>Expenditures</u>		
Student Grants	88,803.00	
Administrative Cost Allowance	<u>130.00</u>	
 TOTAL		 <u>88,933.00</u>
Accrued Balance Receivable at 6/30/18		<u><u>(\$5,113.00)</u></u>

# Chas. W. Carroll, P.A.

302 N. Independence  
Independence Tower - Suite 103  
Enid, Oklahoma 73701

Phone 580-234-5468  
Fax 580-234-5425

## INDEPENDENT AUDITOR'S REPORT ON INTERNAL CONTROL OVER FINANCIAL REPORTING AND ON COMPLIANCE AND OTHER MATTERS BASED ON AN AUDIT OF FINANCIAL STATEMENTS PERFORMED IN ACCORDANCE WITH GOVERNMENT AUDITING STANDARDS

Honorable Board of Education  
Northwest Technology Center #V-10  
Woods County, Oklahoma

I have audited in accordance with auditing standards generally accepted in the United States of America and the standards applicable to financial audits contained in *Government Auditing Standards*, issued by the Comptroller General of the United States, the accompanying financial statements of the governmental activities, each major fund and the aggregate remaining fund information of the Northwest Technology Center #V-10, Woods County, Oklahoma, as listed in the Table of Contents, as of and for the year ended June 30, 2018, and the related notes to the financial statements, which collectively comprise the District's basic financial statements and have issued my report thereon dated March 4, 2019.

### **Internal Control Over Financial Reporting**

In planning and performing my audit of the financial statements, I considered the District's internal control over financial reporting (internal control) to determine the audit procedures that are appropriate in the circumstances for the purpose of expressing my opinion on the financial statements, but not for the purpose of expressing an opinion on the effectiveness of the District's internal control. Accordingly, I do not express an opinion on the effectiveness of the District's internal control.

A deficiency in internal control exists when the design or operation of a control does not allow management or employees, in the normal course of performing their assigned functions, to prevent or detect and correct misstatements on a timely basis. A material weakness is a deficiency, or a combination of deficiencies, in internal control such that there is a reasonable possibility that a material misstatement of the District's financial statements will not be prevented, or detected and corrected on a timely basis. A significant deficiency is a deficiency, or a combination of deficiencies, in internal control that is less severe than a material weakness, yet important enough to merit attention by those charged with governance.


My consideration of internal control was for the limited purpose described in the first paragraph of this sections and was not designed to identify all deficiencies in the internal control that might be material weaknesses or significant deficiencies, and therefore, material weaknesses or significant deficiencies may exist that were not identified. Given these limitations, during my audit I did not identify any deficiencies in internal control that I consider to be material weaknesses. However, material weaknesses may exist that have not been identified. I did identify one (1) deficiency in internal control, described in the accompanying schedule of findings and questioned costs as item 18-01 that I consider to be a significant deficiency.

**Compliance and Other Matters**

As part of obtaining reasonable assurance about whether the District's financial statements are free of material misstatement, I performed tests of its compliance with certain provisions of laws, regulations, contracts, and grant agreements, noncompliance with which could have a direct and material effect on the determination of financial statement amounts. However, providing an opinion on compliance with those provisions was not an objective of my audit and, accordingly, I do not express such an opinion. The results of my tests disclosed no instances of noncompliance or other matters that are required to be reported under *Government Auditing Standards*.

**Purpose of this Report**

The purpose of this report is solely to describe the scope of our testing of internal control and compliance and the results of that testing, and not to provide an opinion on the effectiveness of the District's internal control or on compliance. This report is an integral part of an audit performed in accordance with Government Auditing Standards in considering the District's internal control and compliance. Accordingly, this communication is not suitable for any other purpose.

  
Chas. W. Carroll, P.A.  
March 4, 2019

NORTHWEST TECHNOLOGY CENTER #V-10  
ALVA - WOODS COUNTY - OKLAHOMA  
JULY 1, 2017 TO JUNE 30, 2018

DISPOSITION OF PRIOR YEAR FINDINGS  
JUNE 30, 2018

No reportable conditions were noted during the 2016-17 fiscal.

NORTHWEST TECHNOLOGY CENTER #V-10  
ALVA - WOODS COUNTY - OKLAHOMA  
JULY 1, 2017 TO JUNE 30, 2018

SCHEDULE OF FINDINGS  
JUNE 30, 2018

18-01 Finding

Statement of Condition - Notice for public construction contracts were not given properly. The notice to award contracts was published one time only, not twice, as required in consecutive weeks.

Criteria - Notice shall be given by publication in a newspaper of general circulation and published in the county where the work, or the major part of the work, is to be done. Such notice by publication is to be published in two (2) consecutive weekly issues of the newspaper, with the first thereof to be at least twenty (20) days prior to the date for opening bids. Oklahoma Statute (61-104)

Cause/Effect of Condition - The bidding process did not follow statutory procedures which could result in notice not being made equally and uniformly to all prospective bidders.

Recommendation - All bidding requirements by the Oklahoma Competitive Bid Act are to be followed and requirements should be reviewed by District personnel.



NORTHWEST TECHNOLOGY CENTER #V-10  
ALVA - WOODS COUNTY - OKLAHOMA  
JULY 1, 2017 TO JUNE 30, 2018

PRIOR YEAR AUDIT EXCEPTIONS AND RECOMMENDATIONS

All prior year audit exceptions have since been resolved unless they are presented in the current year audit exceptions and recommendations followed by "A similar exception was presented in the previous year audit report".

NORTHWEST TECHNOLOGY CENTER #V-10  
WOODS COUNTY - OKLAHOMA  
ALVA CAMPUS ACTIVITY FUND  
REVENUES, EXPENDITURES, AND BALANCES  
07/01/17 TO 06/30/18

<u>ACCOUNT</u>	<u>07/01/17</u>	<u>REVENUES</u>	<u>ADJUSTMENTS</u>	<u>TRANSFERS</u>	<u>EXPENDITURES</u>	<u>06/30/18</u>
DAY TUITION	\$0.00	\$33,175.00	\$0.00	\$1,000.00	\$34,175.00	\$0.00
SHORT TERM TUITION	0.00	78,267.01		(500.00)	77,767.01	0.00
DAY TUITION (OD) POST SECONDARY	0.00	0.00			0.00	0.00
DAY TUITION (OD) SECONDARY	0.00	0.00			0.00	0.00
FEES	0.00	35,879.00		1,500.00	37,379.00	0.00
INTEREST	0.00	217.42			217.42	0.00
RENTAL OF SCHOOL FACILITIES	0.00	0.00			0.00	0.00
INCUBATOR CLIENT RENT	0.00	0.00			0.00	0.00
BOOKSTORE REVENUE	0.00	4,396.51			4,396.51	0.00
LIVEWORK	0.00	4,041.44			4,041.44	0.00
LOST OR DAMANGED TEXTBKS/MTLS	0.00	0.00			0.00	0.00
VENDING	940.65	2,153.10			1,999.69	1,094.06
STUDENT ORGANIZATIONS	6,174.28	0.00			0.00	6,174.28
STUDENT AID	0.00	8,350.00		(2,000.00)	6,350.00	0.00
PETTY CASH	0.00	200.00			200.00	0.00
PARTNERS W/ OTHER ORGANIZATION	0.00	0.00			0.00	0.00
<b>TOTALS</b>	<b>\$7,114.93</b>	<b>\$166,679.48</b>	<b>\$0.00</b>	<b>\$0.00</b>	<b>\$166,526.07</b>	<b>\$7,268.34</b>

NORTHWEST TECHNOLOGY CENTER #V-10  
WOODS COUNTY - OKLAHOMA  
ALVA CAMPUS ACTIVITY FUND  
RECONCILIATION STATEMENT  
07/01/17 TO 06/30/18

<u>DEPOSITORY</u>	<u>DETAIL</u>	<u>TOTALS</u>
CASH	<u>11,504.23</u>	
TOTAL DEPOSITORY		<u><u>\$11,504.23</u></u>
<u>FUND</u>		
LEDGER BALANCE	7,268.34	
ADD: 2017-18 OUTSTANDING	4,189.27	
2016-17 OUTSTANDING	4.35	
2015-16 OUTSTANDING	<u>42.27</u>	
TOTAL DEPOSITORY		<u><u>\$11,504.23</u></u>

NORTHWEST TECHNOLOGY CENTER #V-10  
WOODS COUNTY - OKLAHOMA  
ALVA CAMPUS ACTIVITY FUND  
CASH STATEMENT  
07/01/17 TO 06/30/18

	<u>TOTAL</u>	<u>2017-18</u>	<u>2016-17</u>	<u>2015-16</u>	<u>PRIOR</u>	<u>INVESTMENTS</u>
BEGINNING CASH AND INVESTMENTS	\$19,240.63	\$7,114.93	\$12,083.43	\$42.27	\$0.00	\$0.00
<u>REVENUES</u>						
DEPOSITS	166,462.06	166,462.06				
INTEREST	217.42	217.42				
PY DEPOSIT IN TRANSIT	0.00	0.00				
CHECKS ESTOPPED	0.00	0.00				
TOTAL REVENUES	166,679.48	166,679.48	0.00	0.00	0.00	0.00
<u>EXPENDITURES</u>						
CHECKS PAID	173,894.98	161,815.90	12,079.08			
CREDIT CARD RETURNS	0.00	0.00				
CREDIT CARD FEES	520.90	520.90				
RETURNED CHECKS/FEEES	0.00	0.00				
BANK FEES	0.00	0.00				
TOTAL EXPENDITURES	174,415.88	162,336.80	12,079.08	0.00	0.00	0.00
ENDING BALANCES	\$11,504.23	\$11,457.61	\$4.35	\$42.27	\$0.00	\$0.00

NORTHWEST TECHNOLOGY CENTER #V-10  
WOODS COUNTY - OKLAHOMA  
FAIRVIEW CAMPUS ACTIVITY FUND  
REVENUES, EXPENDITURES, AND BALANCES  
07/01/17 TO 06/30/18

ACCOUNT	07/01/17	REVENUES	ADJUSTMENTS	TRANSFERS	EXPENDITURES	06/30/18
ADULT DAY TUITION IN-DISTRICT	\$0.00	\$2,748.00	\$0.00	\$0.00	\$2,748.00	\$0.00
SHORT TERM TUITION	0.00	118,609.57		(400.00)	118,209.57	0.00
DAY TUITION OUT-OF-DISTRICT	0.00	0.00			0.00	0.00
SECONDARY OUT-OF-DISTRICT	0.00	0.00			0.00	0.00
FEES	0.00	11,220.00			11,220.00	0.00
INTEREST	0.00	91.03	11.47		102.50	0.00
RENTAL OF SCHOOL FACILITIES	0.00	300.00			300.00	0.00
INCUBATOR CLIENT RENT	0.00	0.00			0.00	0.00
BOOKSTORE REVENUE	0.00	13,730.00		400.00	14,130.00	0.00
LIVEWORK	0.00	5,202.03			5,202.03	0.00
LOST OR DAMAGED TEXTBOOKS	0.00	0.00			0.00	0.00
MISCELLANEOUS REIMBURSEMENT	0.00	0.00			0.00	0.00
VENDING	4,121.56	2,697.88	24.95		5,232.63	1,611.76
STUDENT ORGANIZATIONS	3,249.73	1,653.05			2,186.45	2,716.33
STUDENT AID	0.00	1,300.00			1,300.00	0.00
PETTY CASH	0.00	200.00			200.00	0.00
NWOSU/ALVA CHAMBER PARTNERSHIP	0.00	0.00			0.00	0.00
TOTALS	\$7,371.29	\$157,751.56	\$36.42	\$0.00	\$160,831.18	\$4,328.09

NORTHWEST TECHNOLOGY CENTER #V-10  
WOODS COUNTY - OKLAHOMA  
FAIRVIEW CAMPUS ACTIVITY FUND  
RECONCILIATION STATEMENT  
07/01/17 TO 06/30/18

<u>DEPOSITORY</u>	<u>DETAIL</u>	<u>TOTALS</u>
CASH	<u>8,337.94</u>	
TOTAL DEPOSITORY		<u><u>\$8,337.94</u></u>
 <u>FUND</u>		
LEDGER BALANCE	4,328.09	
ADD: 2017-18 OUTSTANDING	3,996.53	
ADJ: JUNE 2018 INTEREST NOT POSTED	<u>13.32</u>	
TOTAL DEPOSITORY		<u><u>\$8,337.94</u></u>

NORTHWEST TECHNOLOGY CENTER #V-10  
WOODS COUNTY - OKLAHOMA  
FAIRVIEW CAMPUS ACTIVITY FUND  
CASH STATEMENT  
07/01/17 TO 06/30/18

	<u>TOTAL</u>	<u>2017-18</u>	<u>2016-17</u>	<u>2015-16</u>	<u>PRIOR</u>	<u>INVESTMENTS</u>
BEGINNING CASH AND INVESTMENTS	\$11,032.18	\$7,407.71	\$3,624.47	\$0.00	\$0.00	\$0.00
<u>REVENUES</u>						
DEPOSITS	157,660.53	157,660.53				
INTEREST	104.35	104.35				
CHECKS STOPPED	0.00	0.00				
TOTAL REVENUES	157,764.88	157,764.88	0.00	0.00	0.00	0.00
<u>EXPENDITURES</u>						
CHECKS PAID	159,636.99	156,012.52	3,624.47			
RET CKS/FEEs	0.00	0.00				
CREDIT CARD RETURNS	0.00	0.00				
CREDIT CARD FEES	822.13	822.13				
BANK FEES/CK PRNT CHGS	0.00	0.00				
TOTAL EXPENDITURES	160,459.12	156,834.65	3,624.47	0.00	0.00	0.00
ENDING BALANCES	\$8,337.94	\$8,337.94	\$0.00	\$0.00	\$0.00	\$0.00

**NOTES TO OTHER SUPPLEMENTARY INFORMATION**

The other supplemental schedules of Northwest Technology Center #V-10 have been prepared on a statutory basis of accounting. Accordingly, the accompanying financial statements are not intended to present financial position and results of operations in conformity with generally accepted accounting principles. The accounting policies are prescribed by the State Board of Career and Technology Education and conform to the system of accounting authorized by the State of Oklahoma. The following is a summary of the more significant accounting policies:

**A. Fund Accounting**

The Schedules use funds and account groups to present the District's financial position and the results of its operations. Fund accounting is designed to demonstrate legal compliance and to aid financial management by segregating transactions related to certain district functions or activities.

A fund is a separate accounting entity with a self-balancing set of accounts. An account group, on the other hand, is a financial reporting device designed to provide accountability for certain assets and liabilities that are not recorded in the funds because they do not directly affect net expendable available financial resources.

Funds are classified into three categories; governmental, proprietary and fiduciary. Each category, in turn, is divided into separate "fund types".

The following funds are utilized by the Northwest Technology Center #V-10.

Governmental Fund Types -

Fiduciary Fund Types -

General Fund  
Special Revenue Fund

Trust and Agency Fund

**Governmental Fund Types**

Governmental funds are used to account for all or most of a government's general activities, including the collection and disbursement of earmarked monies (special revenue funds), the acquisition or construction of general fixed assets (capital projects funds), and the servicing of general long-term debt (debt service funds).

General Fixed Asset Account Group - This account group is used to account for property, plant and equipment of the District. Land, buildings, nonstructural improvements, and all other physical assets in all funds are considered expenditures in the year of acquisition and are not recorded as assets for financial statements purposes. The District does not present the General Fixed Asset Account Group.

**Memorandum Only - Total Column**

The total column on the general purpose financial statements is captioned "memorandum only" to indicate that it is presented only to facilitate financial analysis. Data in this column does not present financial position, results of operations or cash flows in conformity with generally accepted accounting principles. Neither is such data comparable to a consolidation. Inter-fund eliminations have not been made in the aggregation of this data.



**NOTES TO OTHER SUPPLEMENTARY INFORMATION**

**B. Basis of Presentation**

Basis of accounting refers to when revenues and expenditures are recognized in the accounts and reported in the financial statements. Basis of accounting relates to the timing of the measurements made, regardless of the measurement focus applied.

All governmental and expendable trust funds are accounted for using the statutory basis of accounting. Revenues, except for certain grant revenues, are recognized when they are received rather than earned. Under the Statutory basis of accounting, expenditures are generally recognized when encumbered/ reserved rather than at the time the related fund liability is incurred. Fiduciary type funds are accounted for using the cash basis of accounting. These practices differ from generally accepted accounting principles.

**C. Encumbrances**

Encumbrances represent commitments related to unperformed contracts for goods or services. Encumbrance accounting--under which purchase orders and other commitments of resources are recorded as expenditures of the applicable fund--is utilized in all governmental funds of the District. Appropriations not used or encumbered lapse at the end of the year.

**D. Assets, Liabilities and Fund Equity**

Cash and Cash Equivalents - The District considers all cash on hand, demand deposits and highly liquid investments, with an original maturity of three months or less when purchased, to be cash and cash equivalents.

Investments - Investments consist of certificates of deposits issued by banks with maturities greater than three months when purchased. All investments are recorded at cost, which approximates market value.

Inventories - The value of consumable inventories at June 30, 2018 are not presented in accordance with the statutory basis of accounting.

Fixed Assets and Property, Plant and Equipment - The General Fixed Asset Account Group is not presented.

NORTHWEST TECHNOLOGY CENTER #V-10  
WOODS COUNTY - OKLAHOMA  
SCHEDULE OF ACCOUNTANT'S PROFESSIONAL  
LIABILITY INSURANCE AFFIDAVIT  
JULY 1, 2017 TO JUNE 30, 2018

STATE OF OKLAHOMA )  
                                  )  
COUNTY OF GARFIELD )


The undersigned auditing firm of lawful age, being first duly sworn on oath says that said firm had in full force and effect Accountant' Professional Liability Insurance in accordance with the "Oklahoma Public School Audit Law" at the time of the audit contract and during the entire audit engagement with the Northwest Technology Center #V-10, Woods County, Oklahoma, for the audit year 2017-18.

Chas. W. Carroll, P.A.  
Auditing Firm

By: *Chas. W. Carroll*

Subscribed and sworn to before me this 29<sup>th</sup> day of March 2019.

*Rand Melvin*  
Notary Public



My Commission expires January 29, 2020